



Drilling Performance Daily Report

Apr 14, 2022



Operator: University of Utah

Rig: Frontier (Utah) 28

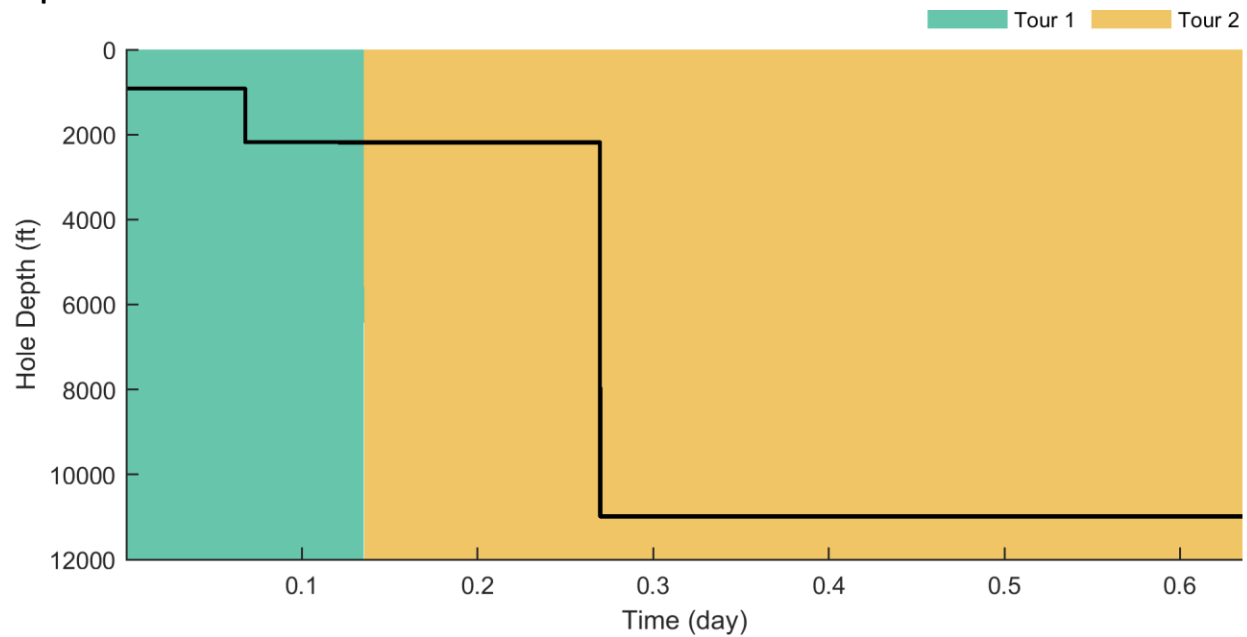
Well: 16A(78)-32 Well Stimulation

Spud Time: Apr 14, 2022 14:45

KPI Generator Version: 2022.02.24



Depth vs Time



Performance Metrics

		Tour 1	Tour 2	Total
Total Drill Length	(ft)	0.0	0.0	0.0
Rotary Drill Length	(ft)	0.0	0.0	0.0
Slide Drill Length	(ft)	0.0	0.0	0.0
Total Drill Time	(hr)	0.0	0.0	0.0
Rotary Drill Time	(hr)	0.0	0.0	0.0
Slide Drill Time	(hr)	0.0	0.0	0.0
On Bottom Time	(hr)	0.0	0.0	0.0
Off Bottom Time	(hr)	12.0	12.0	24.0
Average ROP	(ft/hr)	-	-	-
Rotary ROP	(ft/hr)	-	-	-
Slide ROP	(ft/hr)	-	-	-
Trip-In Time	(hr)	0.0	6.4	6.4
Trip-Out Time	(hr)	0.0	0.3	0.3
Trip-In Speed	(ft/hr)	-	736.2	736.2
Trip-Out Speed	(ft/hr)	-	16303.4	16303.4

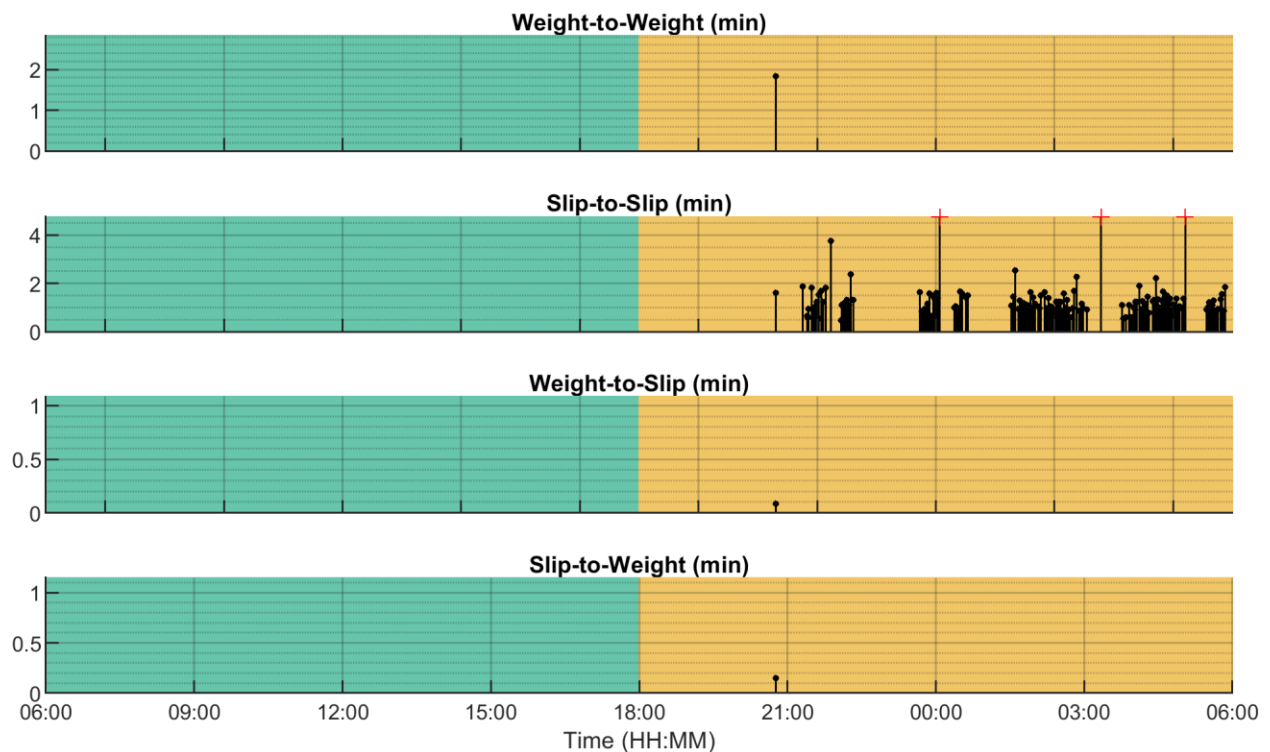
Drilling Connection Metrics

		Tour 1	Tour 2	Total/Average
Number of Connections		0	1	1
Mean Weight-to-Weight Time	(min)	-	0.9	0.9
Median Weight-to-Weight Time	(min)	-	0.9	0.9
Mean Slip-to-Slip Time	(min)	-	0.9	0.9
Median Slip-to-Slip Time	(min)	-	0.9	0.9
Mean Weight-to-Slip Time	(min)	-	0.9	0.9
Median Weight-to-Slip Time	(min)	-	0.9	0.9
Mean Slip-to-Weight Time	(min)	-	0.9	0.9
Median Slip-to-Weight Time	(min)	-	0.9	0.9

Tripping Connection Metrics

		Tour 1	Tour 2	Total/Average
Number of Connections		0	137	137
Mean Slip-to-Slip Time	(min)	-	1.7	1.7
Median Slip-to-Slip Time	(min)	-	1.1	1.1

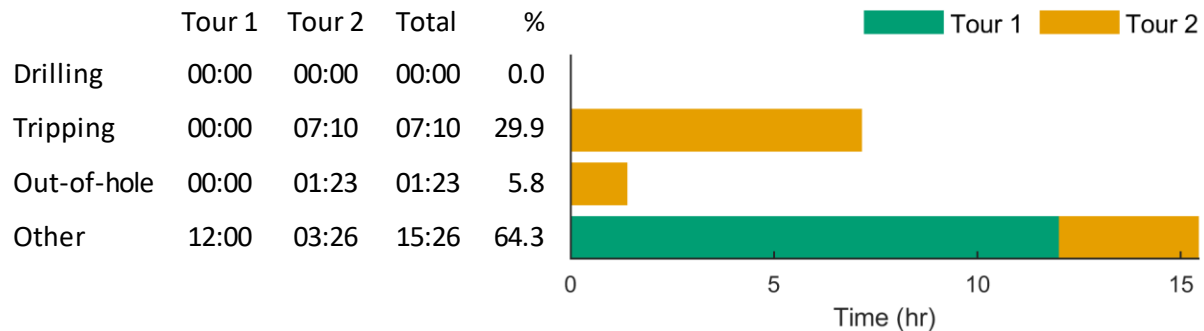
24 Hour Connection Plot



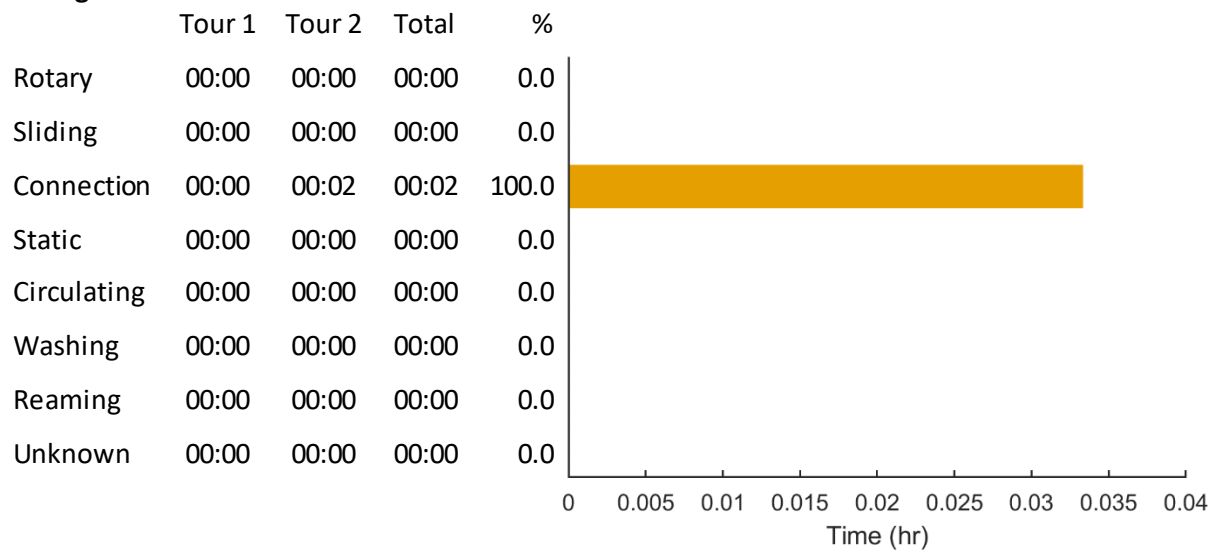
University of Utah - Frontier (Utah) 28
 16A(78)-32 Well Stimulation
 Apr 14, 2022 06:00 - Apr 15, 2022 06:00
 Hole Depth: 2183.3 ft - 10987 ft

pason

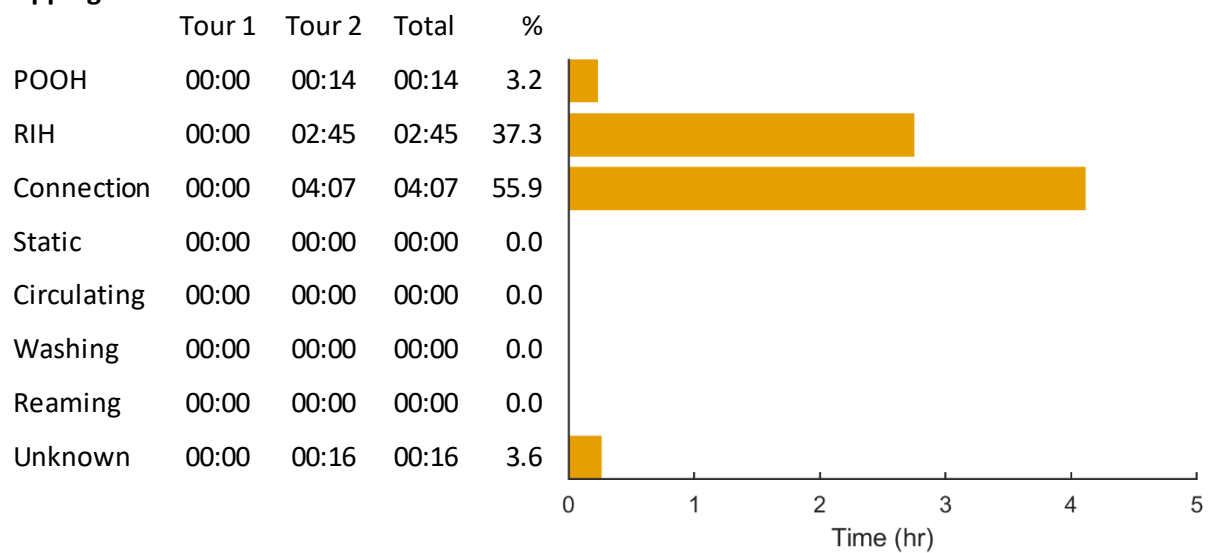
Rig State



Drilling State



Tripping State





Drilling Performance Daily Report

Apr 15, 2022



Operator: University of Utah

Rig: Frontier (Utah) 28

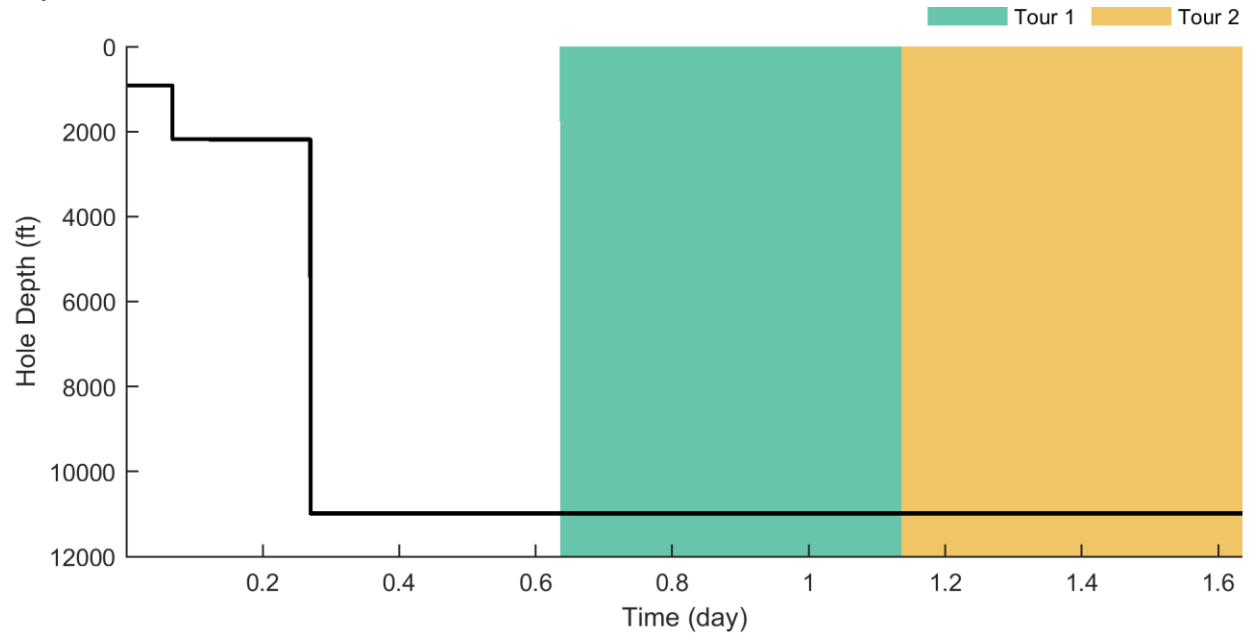
Well: 16A(78)-32 Well Stimulation

Spud Time: Apr 14, 2022 14:45

KPI Generator Version: 2022.02.24



Depth vs Time



Performance Metrics

		Tour 1	Tour 2	Total
Total Drill Length	(ft)	0.0	0.0	0.0
Rotary Drill Length	(ft)	0.0	0.0	0.0
Slide Drill Length	(ft)	0.0	0.0	0.0
Total Drill Time	(hr)	0.0	0.0	0.0
Rotary Drill Time	(hr)	0.0	0.0	0.0
Slide Drill Time	(hr)	0.0	0.0	0.0
On Bottom Time	(hr)	0.0	0.0	0.0
Off Bottom Time	(hr)	12.0	12.0	24.0
Average ROP	(ft/hr)	-	-	-
Rotary ROP	(ft/hr)	-	-	-
Slide ROP	(ft/hr)	-	-	-
Trip-In Time	(hr)	12.0	1.9	13.9
Trip-Out Time	(hr)	0.0	6.0	6.0
Trip-In Speed	(ft/hr)	457.6	1442.5	591.4
Trip-Out Speed	(ft/hr)	-	1735.9	1735.9

University of Utah - Frontier (Utah) 28
 16A(78)-32 Well Stimulation
 Apr 15, 2022 06:00 - Apr 16, 2022 06:00
 Hole Depth: 10987 ft - 10987 ft

pason

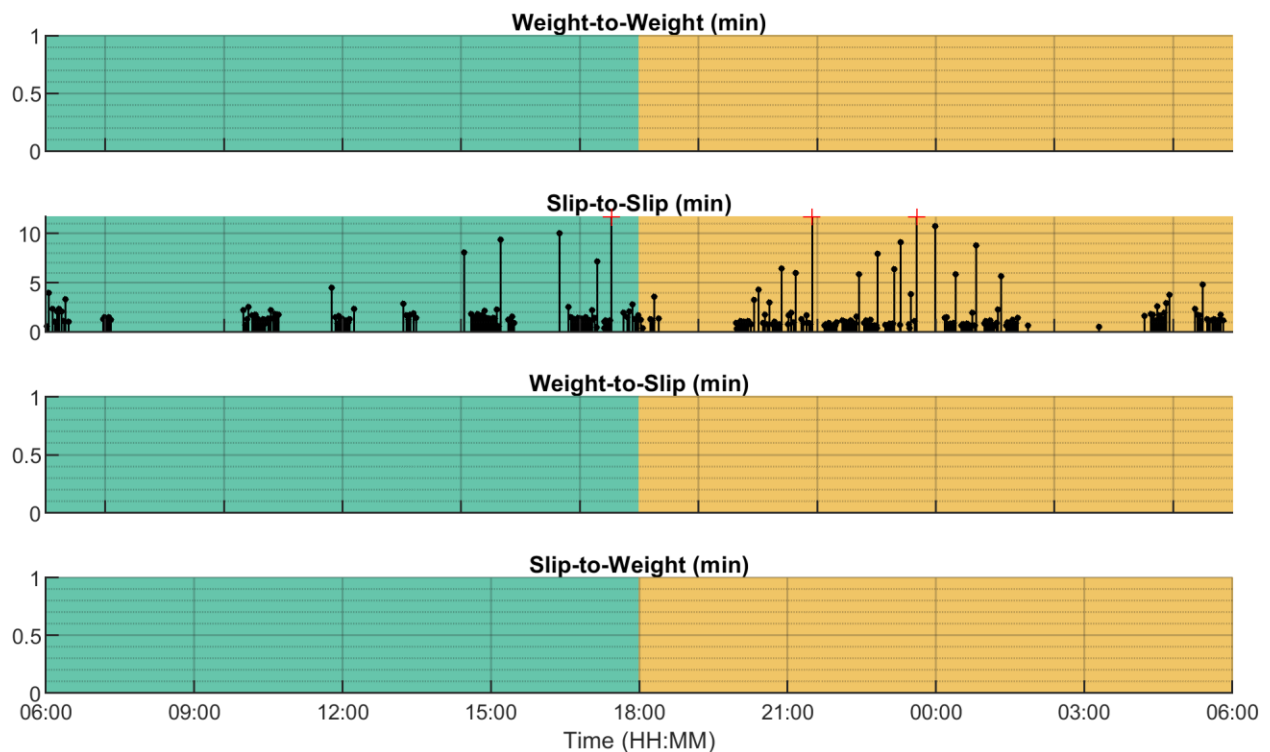
Drilling Connection Metrics

		Tour 1	Tour 2	Total/Average
Number of Connections		0	0	0
Mean Weight-to-Weight Time	(min)	-	-	-
Median Weight-to-Weight Time	(min)	-	-	-
Mean Slip-to-Slip Time	(min)	-	-	-
Median Slip-to-Slip Time	(min)	-	-	-
Mean Weight-to-Slip Time	(min)	-	-	-
Median Weight-to-Slip Time	(min)	-	-	-
Mean Slip-to-Weight Time	(min)	-	-	-
Median Slip-to-Weight Time	(min)	-	-	-

Tripping Connection Metrics

		Tour 1	Tour 2	Total/Average
Number of Connections		116	154	270
Mean Slip-to-Slip Time	(min)	1.8	1.8	1.8
Median Slip-to-Slip Time	(min)	1.4	1.0	1.2

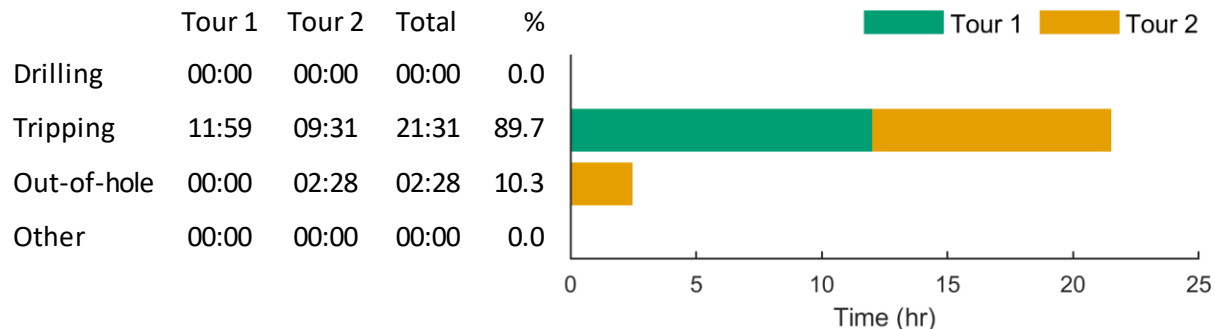
24 Hour Connection Plot



University of Utah - Frontier (Utah) 28
 16A(78)-32 Well Stimulation
 Apr 15, 2022 06:00 - Apr 16, 2022 06:00
 Hole Depth: 10987 ft - 10987 ft

pason

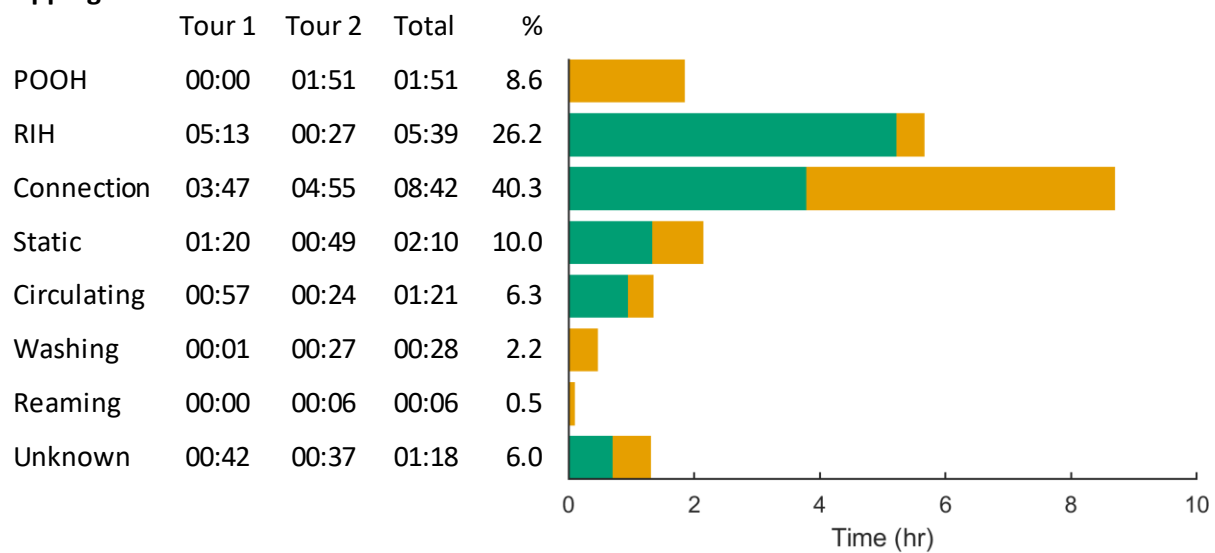
Rig State



Drilling State

	Tour 1	Tour 2	Total	%
Rotary	00:00	00:00	00:00	-
Sliding	00:00	00:00	00:00	-
Connection	00:00	00:00	00:00	-
Static	00:00	00:00	00:00	-
Circulating	00:00	00:00	00:00	-
Washing	00:00	00:00	00:00	-
Reaming	00:00	00:00	00:00	-
Unknown	00:00	00:00	00:00	-

Tripping State





Drilling Performance Daily Report

Apr 16, 2022



Operator: University of Utah

Rig: Frontier (Utah) 28

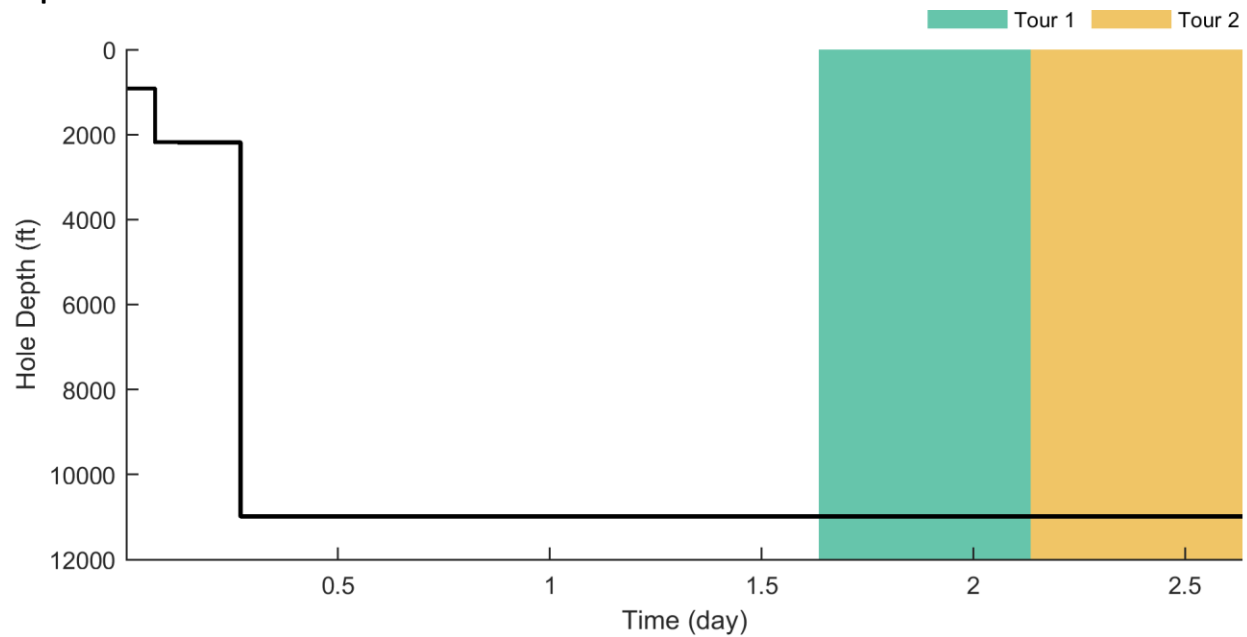
Well: 16A(78)-32 Well Stimulation

Spud Time: Apr 14, 2022 14:45

KPI Generator Version: 2022.02.24



Depth vs Time



Performance Metrics

		Tour 1	Tour 2	Total
Total Drill Length	(ft)	0.0	0.0	0.0
Rotary Drill Length	(ft)	0.0	0.0	0.0
Slide Drill Length	(ft)	0.0	0.0	0.0
Total Drill Time	(hr)	0.0	0.0	0.0
Rotary Drill Time	(hr)	0.0	0.0	0.0
Slide Drill Time	(hr)	0.0	0.0	0.0
On Bottom Time	(hr)	0.0	0.0	0.0
Off Bottom Time	(hr)	12.0	12.0	24.0
Average ROP	(ft/hr)	-	-	-
Rotary ROP	(ft/hr)	-	-	-
Slide ROP	(ft/hr)	-	-	-
Trip-In Time	(hr)	4.7	0.0	4.7
Trip-Out Time	(hr)	4.8	0.0	4.8
Trip-In Speed	(ft/hr)	1704.0	-	1704.0
Trip-Out Speed	(ft/hr)	2039.9	-	2039.9

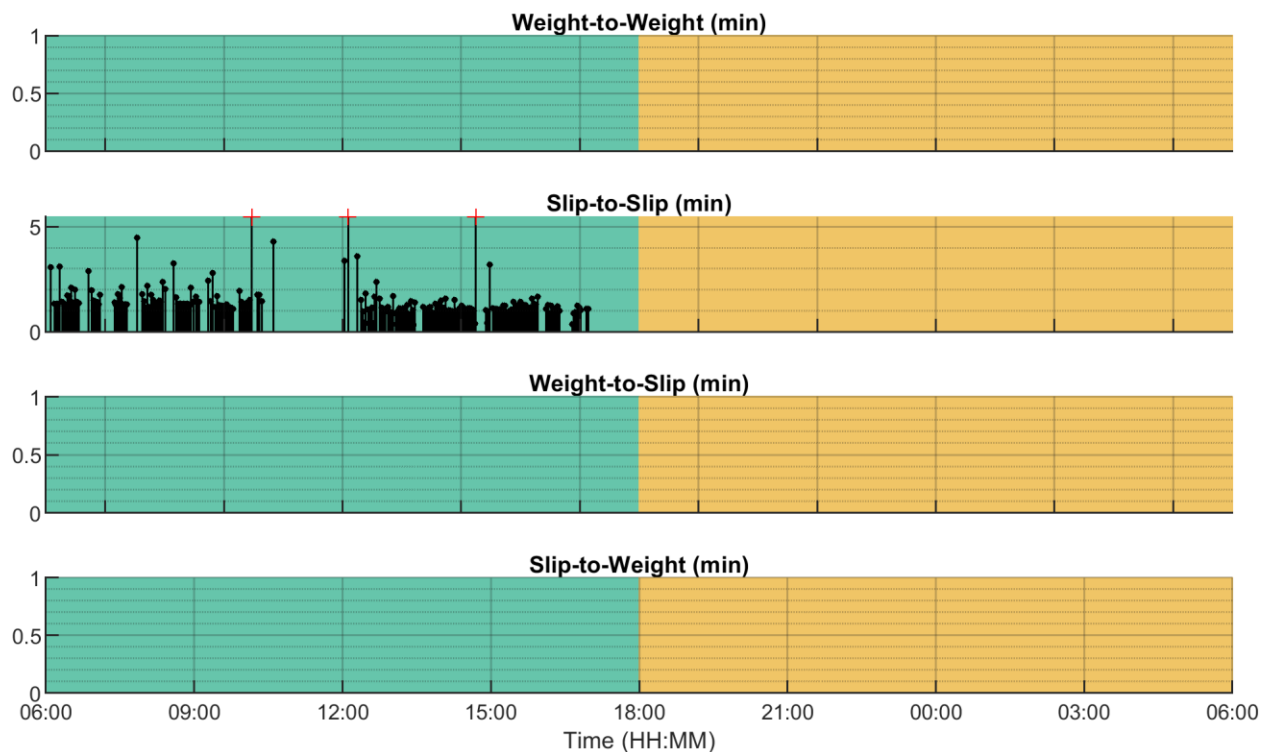
Drilling Connection Metrics

		Tour 1	Tour 2	Total/Average
Number of Connections		0	0	0
Mean Weight-to-Weight Time	(min)	-	-	-
Median Weight-to-Weight Time	(min)	-	-	-
Mean Slip-to-Slip Time	(min)	-	-	-
Median Slip-to-Slip Time	(min)	-	-	-
Mean Weight-to-Slip Time	(min)	-	-	-
Median Weight-to-Slip Time	(min)	-	-	-
Mean Slip-to-Weight Time	(min)	-	-	-
Median Slip-to-Weight Time	(min)	-	-	-

Tripping Connection Metrics

		Tour 1	Tour 2	Total/Average
Number of Connections		211	0	211
Mean Slip-to-Slip Time	(min)	1.4	-	1.4
Median Slip-to-Slip Time	(min)	1.2	-	1.2

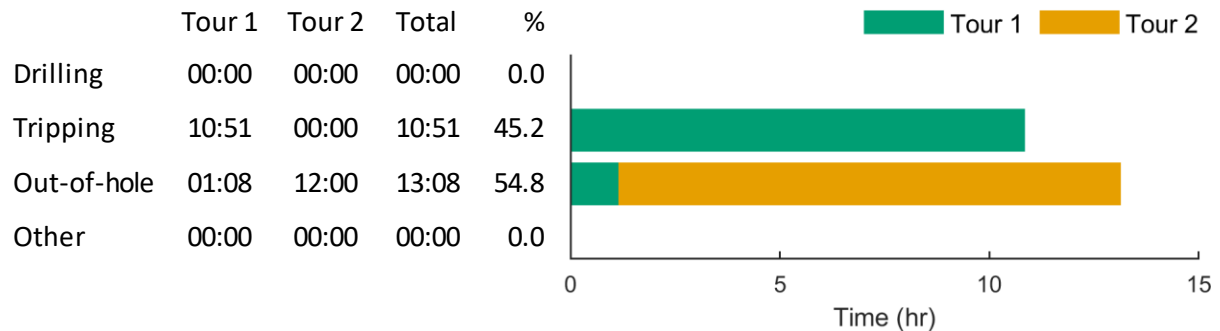
24 Hour Connection Plot



University of Utah - Frontier (Utah) 28
 16A(78)-32 Well Stimulation
 Apr 16, 2022 06:00 - Apr 17, 2022 06:00
 Hole Depth: 10987 ft - 10987 ft



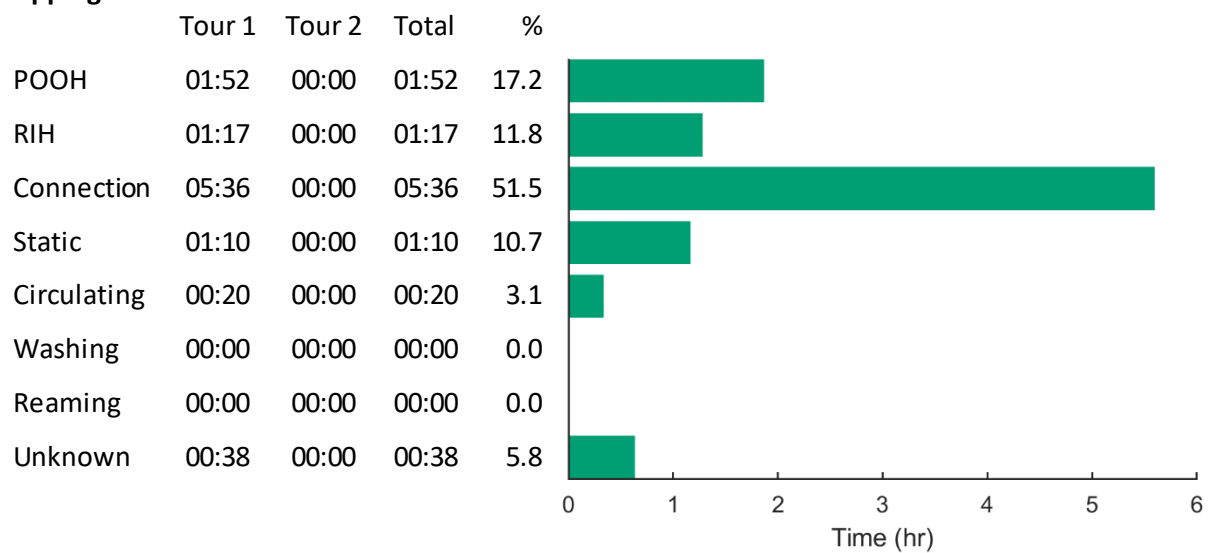
Rig State



Drilling State

	Tour 1	Tour 2	Total	%
Rotary	00:00	00:00	00:00	-
Sliding	00:00	00:00	00:00	-
Connection	00:00	00:00	00:00	-
Static	00:00	00:00	00:00	-
Circulating	00:00	00:00	00:00	-
Washing	00:00	00:00	00:00	-
Reaming	00:00	00:00	00:00	-
Unknown	00:00	00:00	00:00	-

Tripping State





Drilling Performance Daily Report

Apr 17, 2022



Operator: University of Utah

Rig: Frontier (Utah) 28

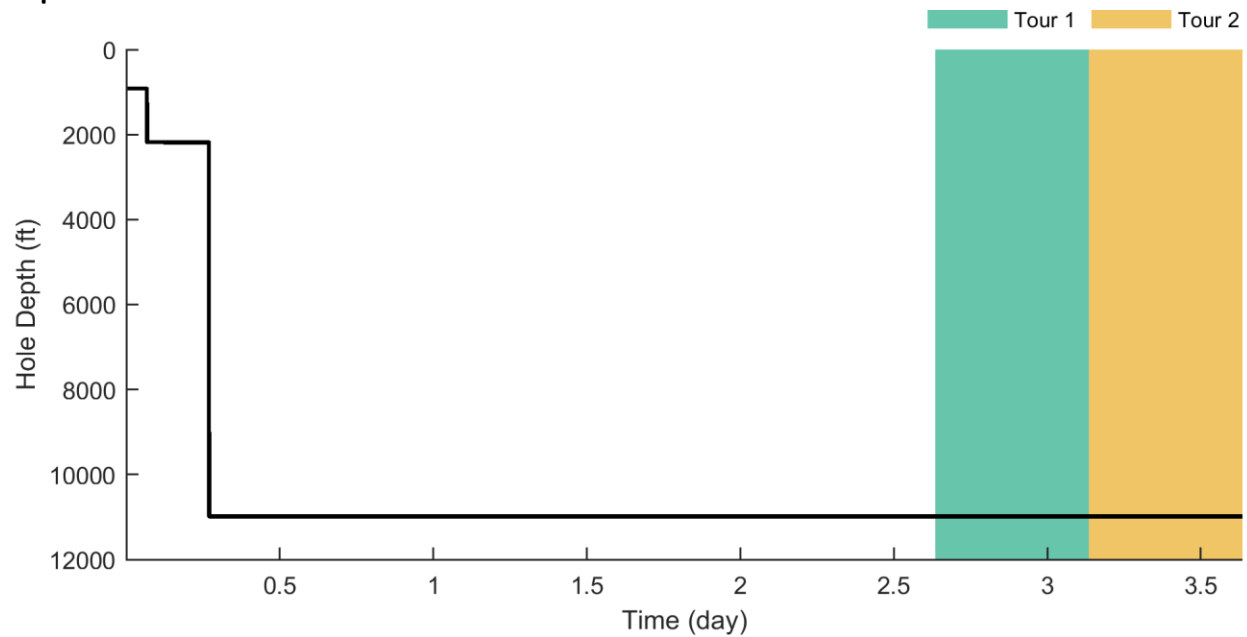
Well: 16A(78)-32 Well Stimulation

Spud Time: Apr 14, 2022 14:45

KPI Generator Version: 2022.02.24



Depth vs Time



Performance Metrics

		Tour 1	Tour 2	Total
Total Drill Length	(ft)	0.0	0.0	0.0
Rotary Drill Length	(ft)	0.0	0.0	0.0
Slide Drill Length	(ft)	0.0	0.0	0.0
Total Drill Time	(hr)	0.0	0.0	0.0
Rotary Drill Time	(hr)	0.0	0.0	0.0
Slide Drill Time	(hr)	0.0	0.0	0.0
On Bottom Time	(hr)	0.0	0.0	0.0
Off Bottom Time	(hr)	12.0	12.0	24.0
Average ROP	(ft/hr)	-	-	-
Rotary ROP	(ft/hr)	-	-	-
Slide ROP	(ft/hr)	-	-	-
Trip-In Time	(hr)	0.0	7.6	7.6
Trip-Out Time	(hr)	0.0	0.0	0.0
Trip-In Speed	(ft/hr)	-	1287.8	1287.8
Trip-Out Speed	(ft/hr)	-	-	-



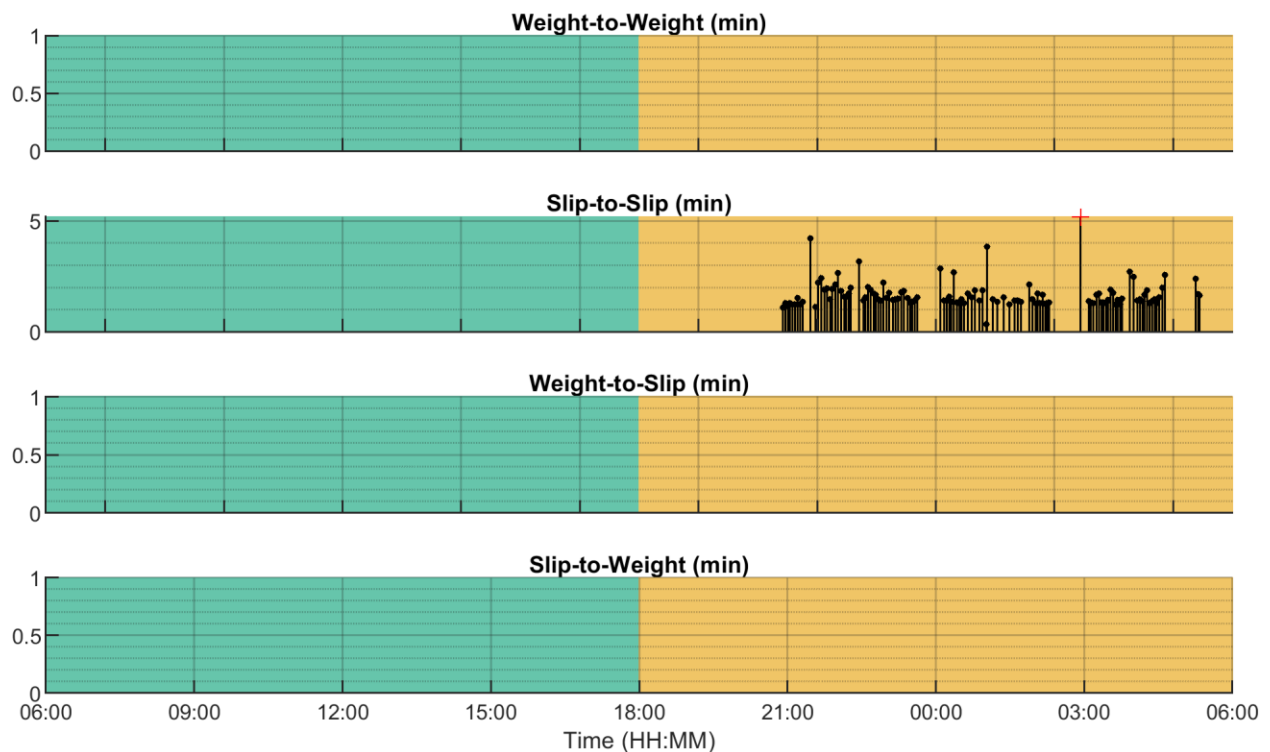
Drilling Connection Metrics

		Tour 1	Tour 2	Total/Average
Number of Connections		0	0	0
Mean Weight-to-Weight Time	(min)	-	-	-
Median Weight-to-Weight Time	(min)	-	-	-
Mean Slip-to-Slip Time	(min)	-	-	-
Median Slip-to-Slip Time	(min)	-	-	-
Mean Weight-to-Slip Time	(min)	-	-	-
Median Weight-to-Slip Time	(min)	-	-	-
Mean Slip-to-Weight Time	(min)	-	-	-
Median Slip-to-Weight Time	(min)	-	-	-

Tripping Connection Metrics

		Tour 1	Tour 2	Total/Average
Number of Connections		0	112	112
Mean Slip-to-Slip Time	(min)	-	1.7	1.7
Median Slip-to-Slip Time	(min)	-	1.5	1.5

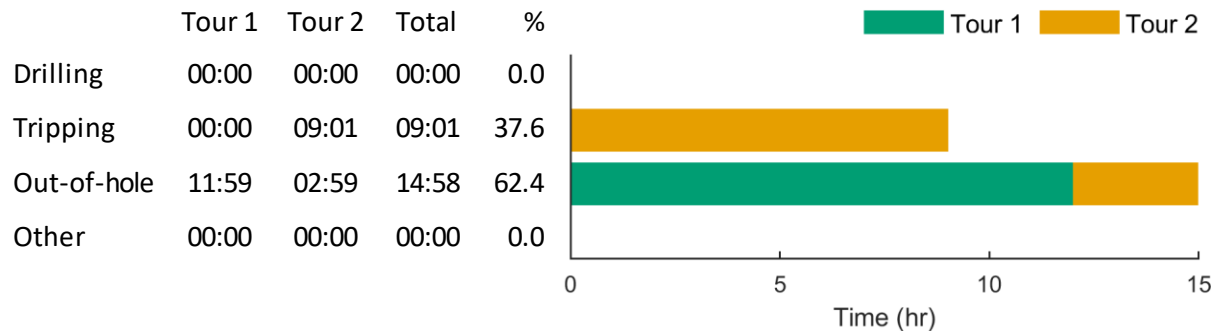
24 Hour Connection Plot



University of Utah - Frontier (Utah) 28
 16A(78)-32 Well Stimulation
 Apr 17, 2022 06:00 - Apr 18, 2022 06:00
 Hole Depth: 10987 ft - 10987 ft

pason

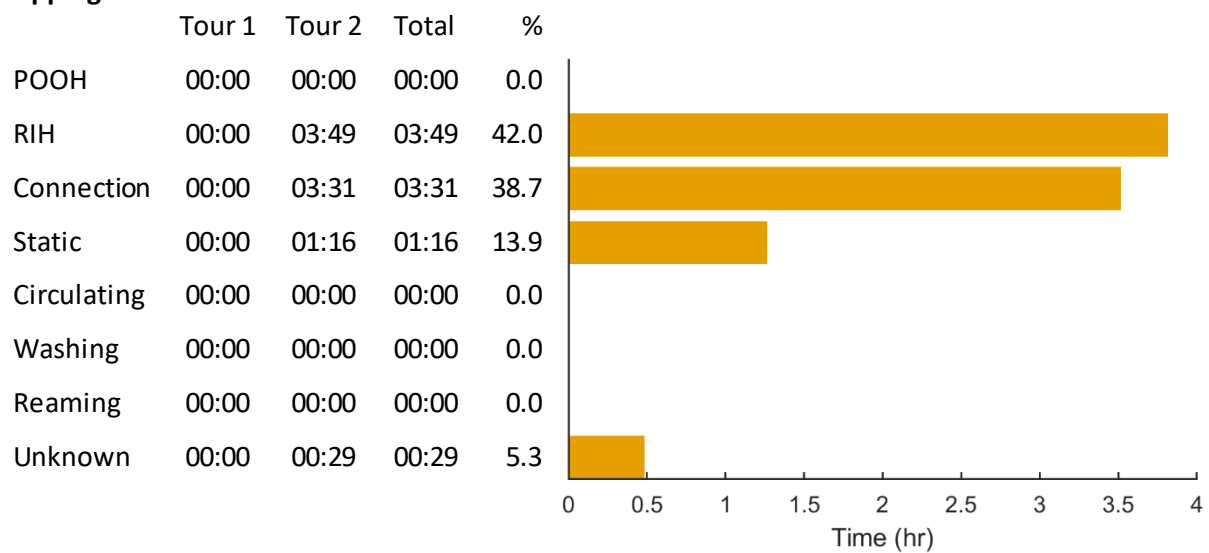
Rig State



Drilling State

	Tour 1	Tour 2	Total	%
Rotary	00:00	00:00	00:00	-
Sliding	00:00	00:00	00:00	-
Connection	00:00	00:00	00:00	-
Static	00:00	00:00	00:00	-
Circulating	00:00	00:00	00:00	-
Washing	00:00	00:00	00:00	-
Reaming	00:00	00:00	00:00	-
Unknown	00:00	00:00	00:00	-

Tripping State





Drilling Performance Daily Report

Apr 18, 2022



Operator: University of Utah

Rig: Frontier (Utah) 28

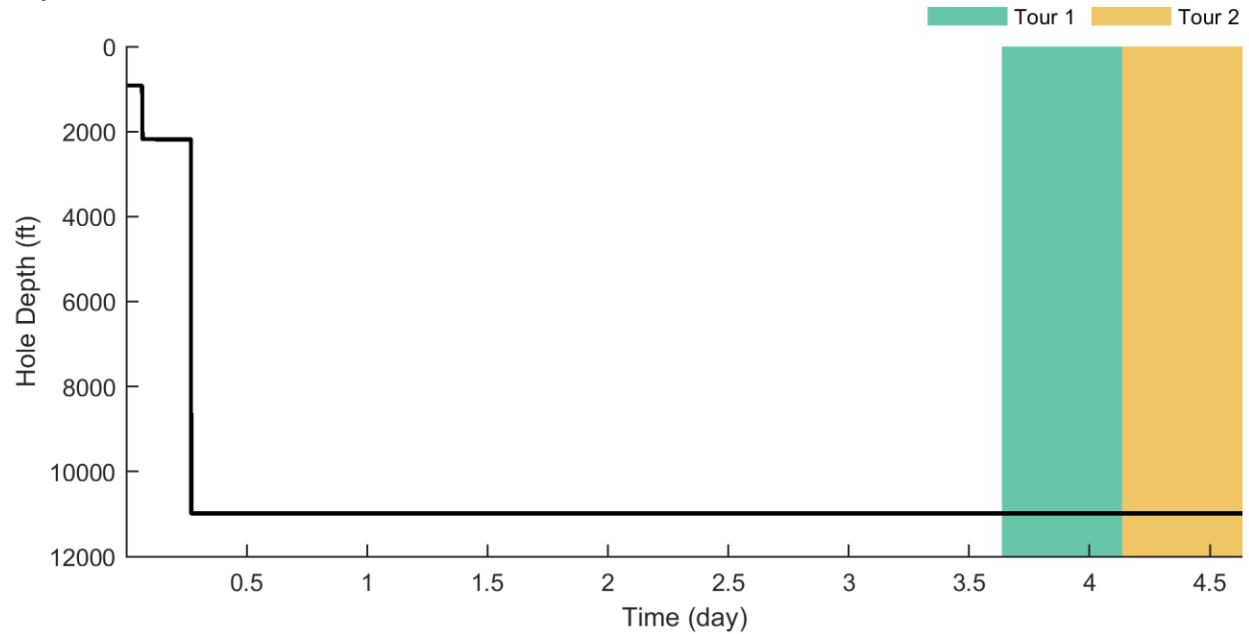
Well: 16A(78)-32 Well Stimulation

Spud Time: Apr 14, 2022 14:45

KPI Generator Version: 2022.02.24



Depth vs Time



Performance Metrics

		Tour 1	Tour 2	Total
Total Drill Length	(ft)	0.0	0.0	0.0
Rotary Drill Length	(ft)	0.0	0.0	0.0
Slide Drill Length	(ft)	0.0	0.0	0.0
Total Drill Time	(hr)	0.0	0.0	0.0
Rotary Drill Time	(hr)	0.0	0.0	0.0
Slide Drill Time	(hr)	0.0	0.0	0.0
On Bottom Time	(hr)	0.0	0.0	0.0
Off Bottom Time	(hr)	12.0	12.0	24.0
Average ROP	(ft/hr)	-	-	-
Rotary ROP	(ft/hr)	-	-	-
Slide ROP	(ft/hr)	-	-	-
Trip-In Time	(hr)	3.6	6.9	10.5
Trip-Out Time	(hr)	4.3	3.9	8.2
Trip-In Speed	(ft/hr)	1147.8	797.8	918.1
Trip-Out Speed	(ft/hr)	2255.4	2228.5	2242.6

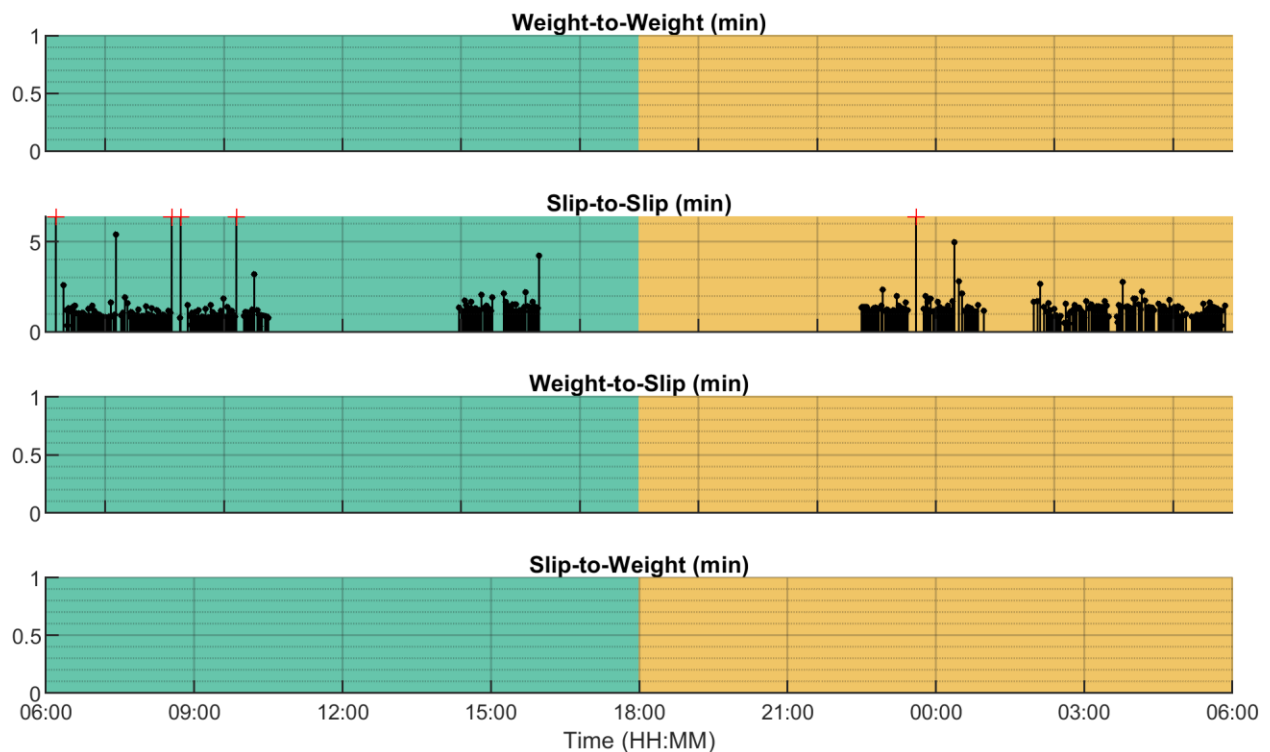
Drilling Connection Metrics

		Tour 1	Tour 2	Total/Average
Number of Connections		0	0	0
Mean Weight-to-Weight Time	(min)	-	-	-
Median Weight-to-Weight Time	(min)	-	-	-
Mean Slip-to-Slip Time	(min)	-	-	-
Median Slip-to-Slip Time	(min)	-	-	-
Mean Weight-to-Slip Time	(min)	-	-	-
Median Weight-to-Slip Time	(min)	-	-	-
Mean Slip-to-Weight Time	(min)	-	-	-
Median Slip-to-Weight Time	(min)	-	-	-

Tripping Connection Metrics

		Tour 1	Tour 2	Total/Average
Number of Connections		156	155	311
Mean Slip-to-Slip Time	(min)	1.4	1.4	1.4
Median Slip-to-Slip Time	(min)	1.1	1.3	1.2

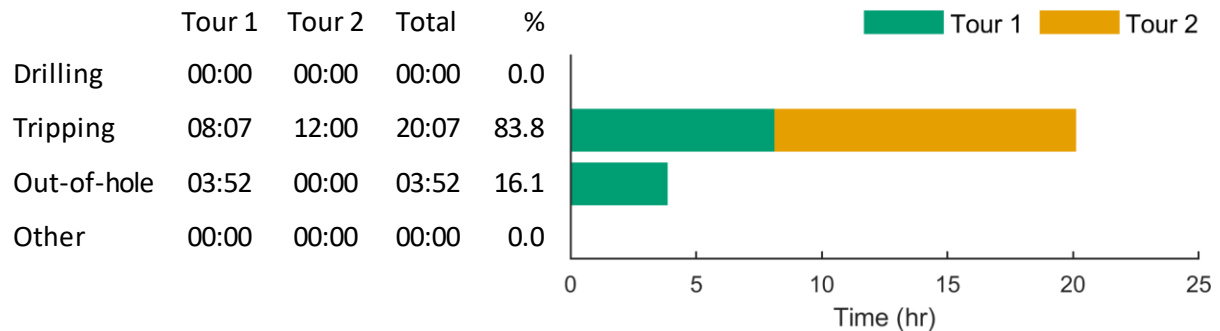
24 Hour Connection Plot



University of Utah - Frontier (Utah) 28
 16A(78)-32 Well Stimulation
 Apr 18, 2022 06:00 - Apr 19, 2022 06:00
 Hole Depth: 10987 ft - 10987 ft

pason

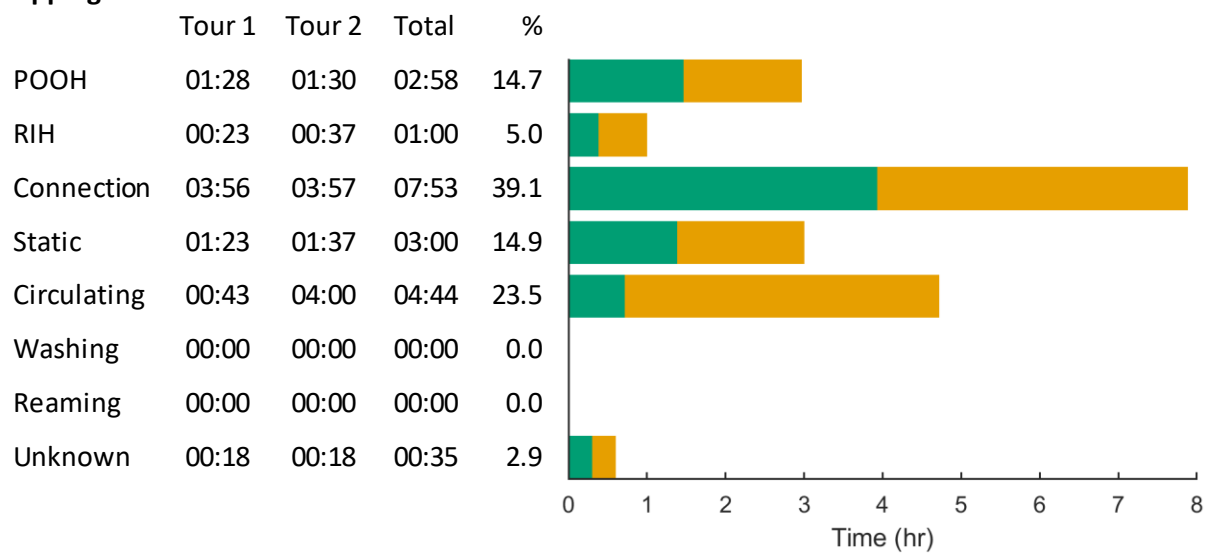
Rig State



Drilling State

	Tour 1	Tour 2	Total	%
Rotary	00:00	00:00	00:00	-
Sliding	00:00	00:00	00:00	-
Connection	00:00	00:00	00:00	-
Static	00:00	00:00	00:00	-
Circulating	00:00	00:00	00:00	-
Washing	00:00	00:00	00:00	-
Reaming	00:00	00:00	00:00	-
Unknown	00:00	00:00	00:00	-

Tripping State





Drilling Performance Daily Report

Apr 19, 2022



Operator: University of Utah

Rig: Frontier (Utah) 28

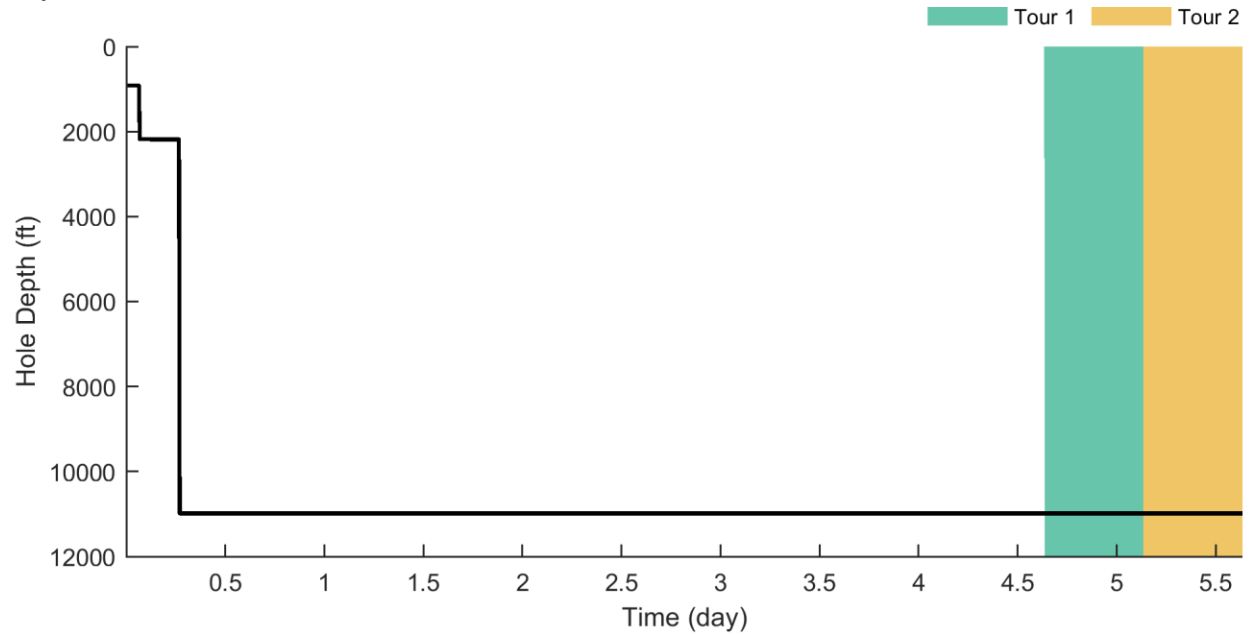
Well: 16A(78)-32 Well Stimulation

Spud Time: Apr 14, 2022 14:45

KPI Generator Version: 2022.02.24



Depth vs Time



Performance Metrics

		Tour 1	Tour 2	Total
Total Drill Length	(ft)	0.0	0.0	0.0
Rotary Drill Length	(ft)	0.0	0.0	0.0
Slide Drill Length	(ft)	0.0	0.0	0.0
Total Drill Time	(hr)	0.0	0.0	0.0
Rotary Drill Time	(hr)	0.0	0.0	0.0
Slide Drill Time	(hr)	0.0	0.0	0.0
On Bottom Time	(hr)	0.0	0.0	0.0
Off Bottom Time	(hr)	12.0	12.0	24.0
Average ROP	(ft/hr)	-	-	-
Rotary ROP	(ft/hr)	-	-	-
Slide ROP	(ft/hr)	-	-	-
Trip-In Time	(hr)	0.0	2.1	2.1
Trip-Out Time	(hr)	0.3	0.0	0.3
Trip-In Speed	(ft/hr)	-	1812.2	1812.2
Trip-Out Speed	(ft/hr)	2765.3	-	2765.3

University of Utah - Frontier (Utah) 28
 16A(78)-32 Well Stimulation
 Apr 19, 2022 06:00 - Apr 20, 2022 06:00
 Hole Depth: 10987 ft - 10987 ft

pason

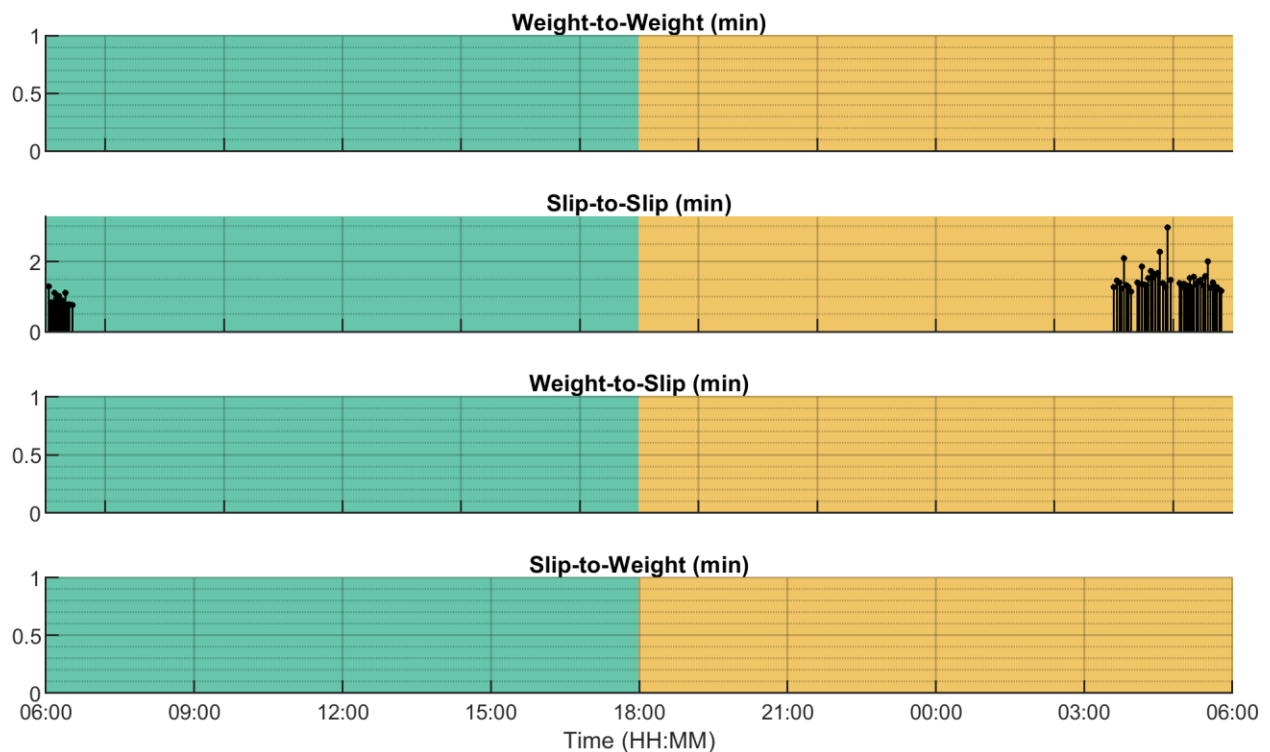
Drilling Connection Metrics

		Tour 1	Tour 2	Total/Average
Number of Connections		0	0	0
Mean Weight-to-Weight Time	(min)	-	-	-
Median Weight-to-Weight Time	(min)	-	-	-
Mean Slip-to-Slip Time	(min)	-	-	-
Median Slip-to-Slip Time	(min)	-	-	-
Mean Weight-to-Slip Time	(min)	-	-	-
Median Weight-to-Slip Time	(min)	-	-	-
Mean Slip-to-Weight Time	(min)	-	-	-
Median Slip-to-Weight Time	(min)	-	-	-

Tripping Connection Metrics

		Tour 1	Tour 2	Total/Average
Number of Connections		15	43	58
Mean Slip-to-Slip Time	(min)	0.9	1.5	1.3
Median Slip-to-Slip Time	(min)	0.8	1.4	1.3

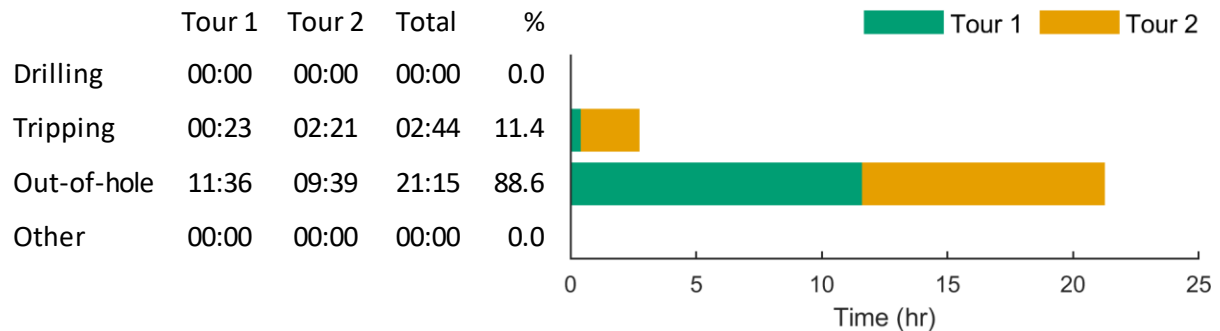
24 Hour Connection Plot



University of Utah - Frontier (Utah) 28
 16A(78)-32 Well Stimulation
 Apr 19, 2022 06:00 - Apr 20, 2022 06:00
 Hole Depth: 10987 ft - 10987 ft

pason

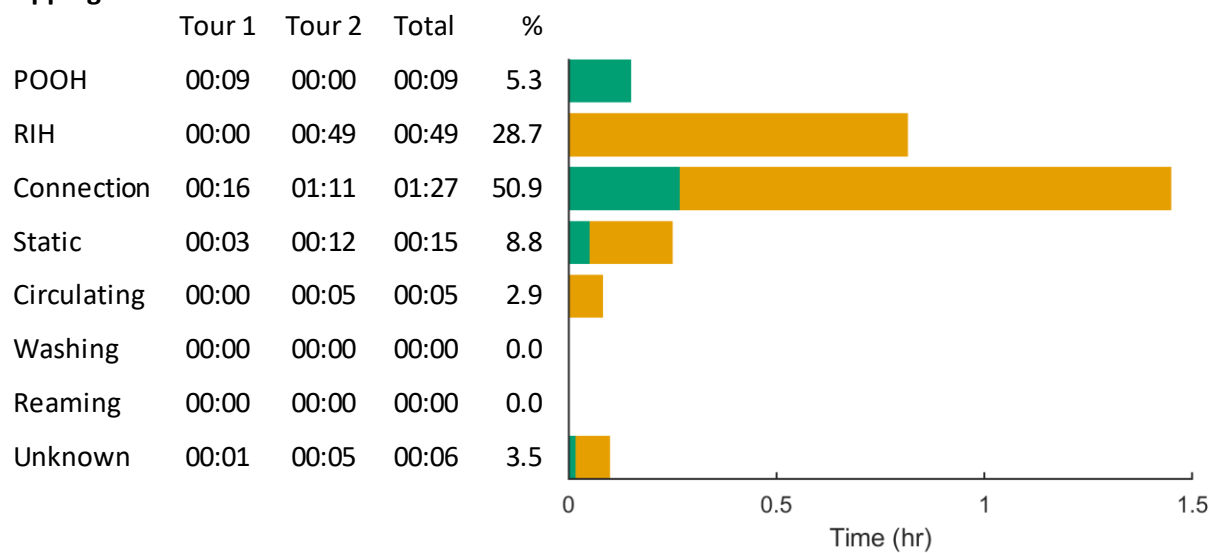
Rig State



Drilling State

	Tour 1	Tour 2	Total	%
Rotary	00:00	00:00	00:00	-
Sliding	00:00	00:00	00:00	-
Connection	00:00	00:00	00:00	-
Static	00:00	00:00	00:00	-
Circulating	00:00	00:00	00:00	-
Washing	00:00	00:00	00:00	-
Reaming	00:00	00:00	00:00	-
Unknown	00:00	00:00	00:00	-

Tripping State





Drilling Performance Daily Report

Apr 20, 2022



Operator: University of Utah

Rig: Frontier (Utah) 28

Well: 16A(78)-32 Well Stimulation

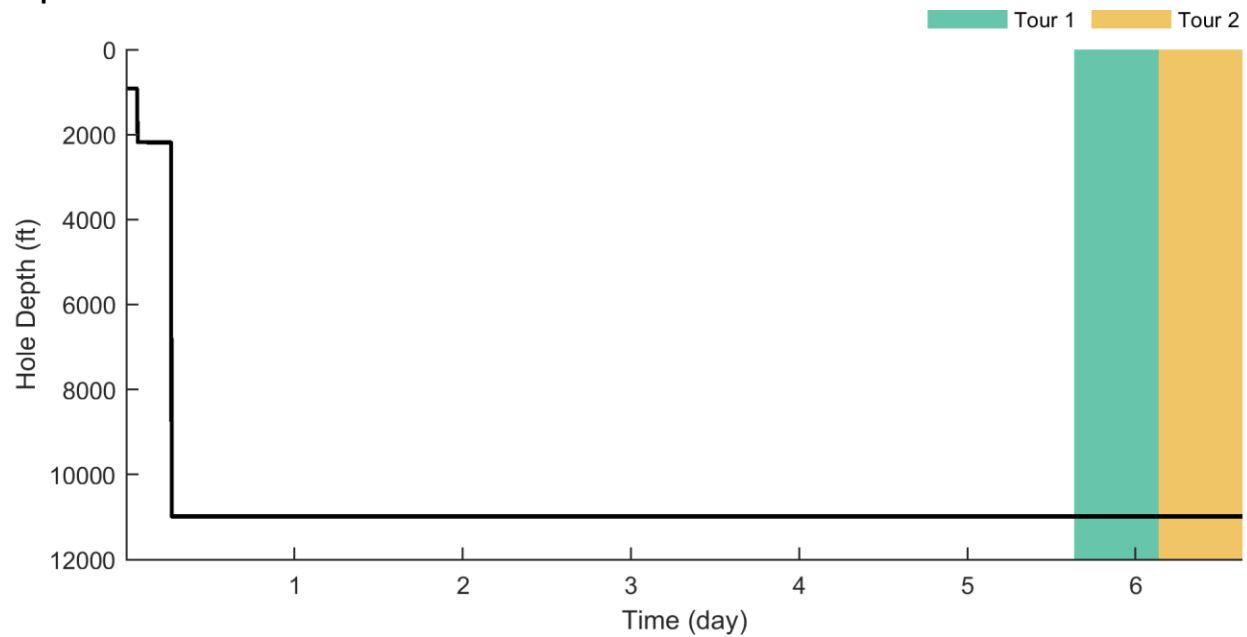
Spud Time: Apr 14, 2022 14:45

KPI Generator Version: 2022.02.24

University of Utah - Frontier (Utah) 28
 16A(78)-32 Well Stimulation
 Apr 20, 2022 06:00 - Apr 21, 2022 06:00
 Hole Depth: 10987 ft - 10987 ft



Depth vs Time



Performance Metrics

		Tour 1	Tour 2	Total
Total Drill Length	(ft)	0.0	0.0	0.0
Rotary Drill Length	(ft)	0.0	0.0	0.0
Slide Drill Length	(ft)	0.0	0.0	0.0
Total Drill Time	(hr)	0.0	0.0	0.0
Rotary Drill Time	(hr)	0.0	0.0	0.0
Slide Drill Time	(hr)	0.0	0.0	0.0
On Bottom Time	(hr)	0.0	0.0	0.0
Off Bottom Time	(hr)	12.0	12.0	24.0
Average ROP	(ft/hr)	-	-	-
Rotary ROP	(ft/hr)	-	-	-
Slide ROP	(ft/hr)	-	-	-
Trip-In Time	(hr)	3.8	4.4	8.2
Trip-Out Time	(hr)	4.9	3.7	8.5
Trip-In Speed	(ft/hr)	1474.4	2118.1	1818.6
Trip-Out Speed	(ft/hr)	1990.9	2481.5	2202.1

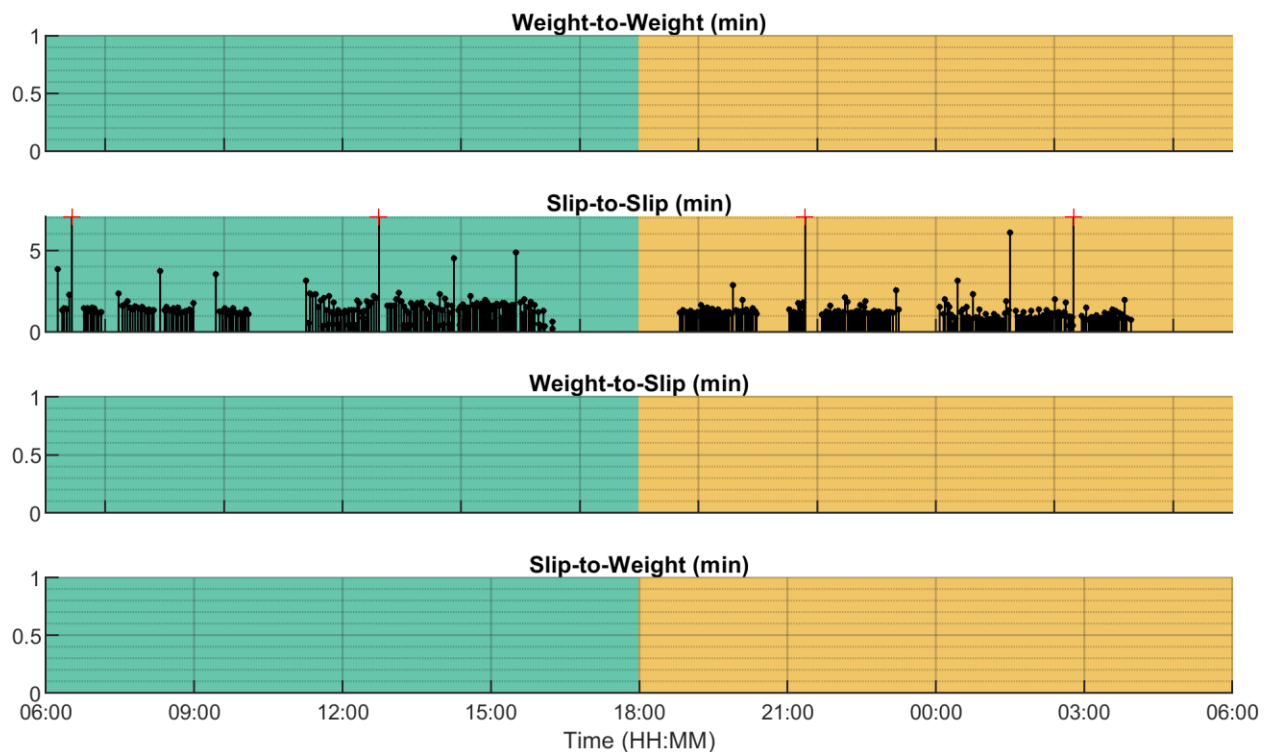
Drilling Connection Metrics

		Tour 1	Tour 2	Total/Average
Number of Connections		0	0	0
Mean Weight-to-Weight Time	(min)	-	-	-
Median Weight-to-Weight Time	(min)	-	-	-
Mean Slip-to-Slip Time	(min)	-	-	-
Median Slip-to-Slip Time	(min)	-	-	-
Mean Weight-to-Slip Time	(min)	-	-	-
Median Weight-to-Slip Time	(min)	-	-	-
Mean Slip-to-Weight Time	(min)	-	-	-
Median Slip-to-Weight Time	(min)	-	-	-

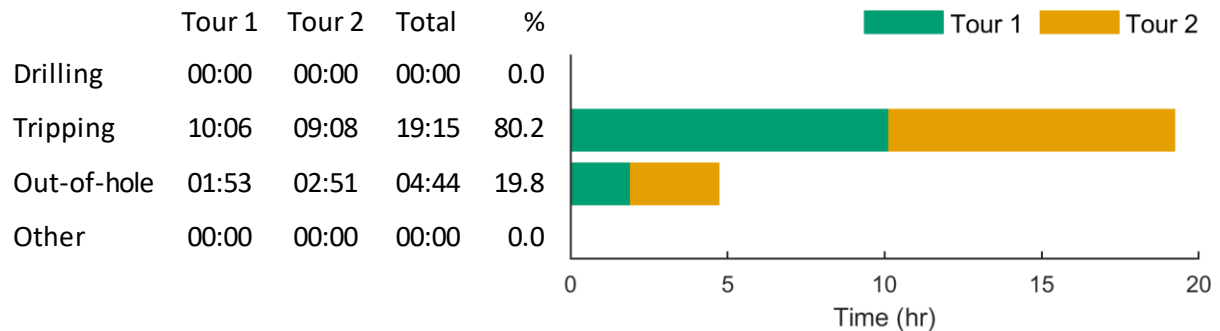
Tripping Connection Metrics

		Tour 1	Tour 2	Total/Average
Number of Connections		195	215	410
Mean Slip-to-Slip Time	(min)	1.5	1.3	1.4
Median Slip-to-Slip Time	(min)	1.4	1.1	1.2

24 Hour Connection Plot



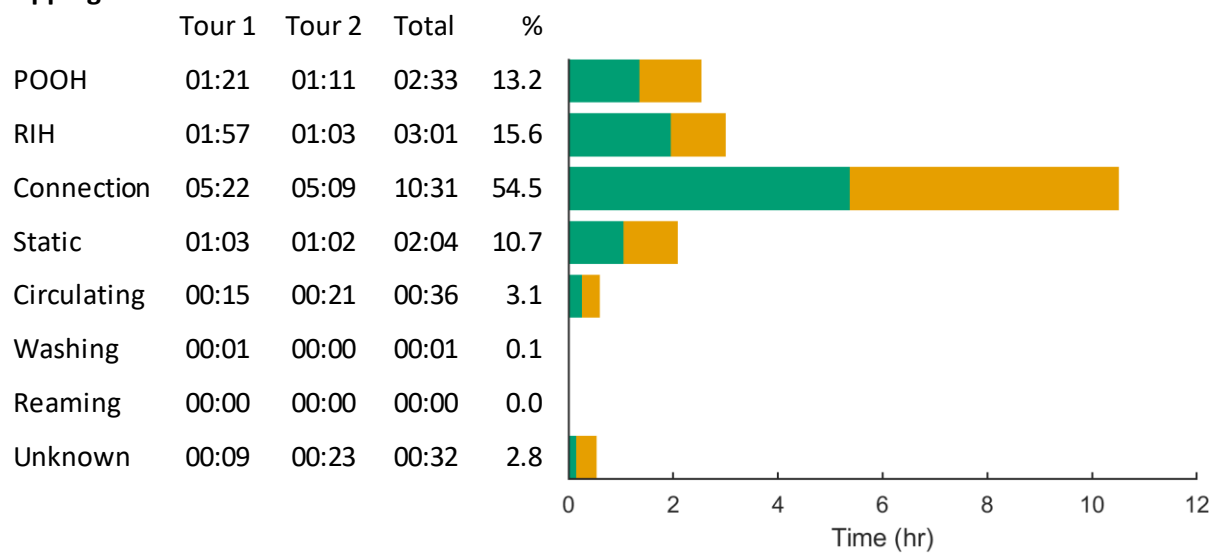
Rig State



Drilling State

	Tour 1	Tour 2	Total	%
Rotary	00:00	00:00	00:00	-
Sliding	00:00	00:00	00:00	-
Connection	00:00	00:00	00:00	-
Static	00:00	00:00	00:00	-
Circulating	00:00	00:00	00:00	-
Washing	00:00	00:00	00:00	-
Reaming	00:00	00:00	00:00	-
Unknown	00:00	00:00	00:00	-

Tripping State





Drilling Performance Daily Report

Apr 21, 2022



Operator: University of Utah

Rig: Frontier (Utah) 28

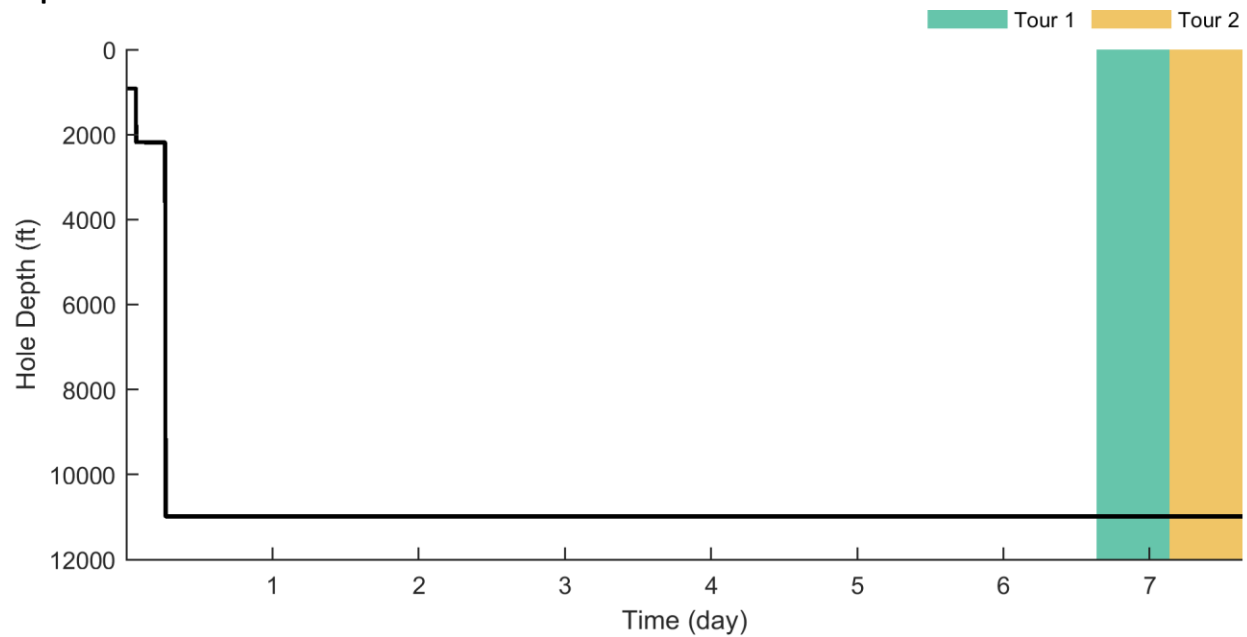
Well: 16A(78)-32 Well Stimulation

Spud Time: Apr 14, 2022 14:45

KPI Generator Version: 2022.02.24



Depth vs Time



Performance Metrics

		Tour 1	Tour 2	Total
Total Drill Length	(ft)	0.0	0.0	0.0
Rotary Drill Length	(ft)	0.0	0.0	0.0
Slide Drill Length	(ft)	0.0	0.0	0.0
Total Drill Time	(hr)	0.0	0.0	0.0
Rotary Drill Time	(hr)	0.0	0.0	0.0
Slide Drill Time	(hr)	0.0	0.0	0.0
On Bottom Time	(hr)	0.0	0.0	0.0
Off Bottom Time	(hr)	12.0	12.0	24.0
Average ROP	(ft/hr)	-	-	-
Rotary ROP	(ft/hr)	-	-	-
Slide ROP	(ft/hr)	-	-	-
Trip-In Time	(hr)	0.0	0.0	0.0
Trip-Out Time	(hr)	0.0	0.0	0.0
Trip-In Speed	(ft/hr)	-	-	-
Trip-Out Speed	(ft/hr)	-	-	-

University of Utah - Frontier (Utah) 28
16A(78)-32 Well Stimulation
Apr 21, 2022 06:00 - Apr 22, 2022 06:00
Hole Depth: 10987 ft - 10987 ft



Drilling Connection Metrics

		Tour 1	Tour 2	Total/Average
Number of Connections		0	0	0
Mean Weight-to-Weight Time	(min)	-	-	-
Median Weight-to-Weight Time	(min)	-	-	-
Mean Slip-to-Slip Time	(min)	-	-	-
Median Slip-to-Slip Time	(min)	-	-	-
Mean Weight-to-Slip Time	(min)	-	-	-
Median Weight-to-Slip Time	(min)	-	-	-
Mean Slip-to-Weight Time	(min)	-	-	-
Median Slip-to-Weight Time	(min)	-	-	-

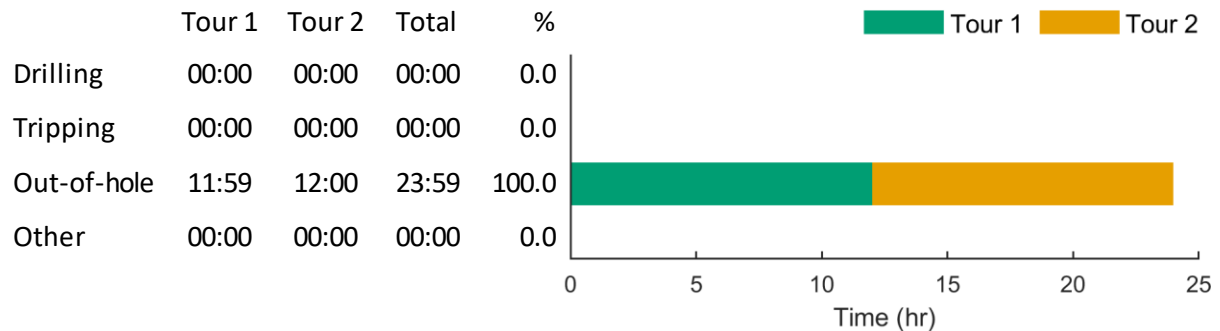
Tripping Connection Metrics

		Tour 1	Tour 2	Total/Average
Number of Connections		0	0	0
Mean Slip-to-Slip Time	(min)	-	-	-
Median Slip-to-Slip Time	(min)	-	-	-

University of Utah - Frontier (Utah) 28
 16A(78)-32 Well Stimulation
 Apr 21, 2022 06:00 - Apr 22, 2022 06:00
 Hole Depth: 10987 ft - 10987 ft



Rig State



Drilling State

	Tour 1	Tour 2	Total	%
Rotary	00:00	00:00	00:00	-
Sliding	00:00	00:00	00:00	-
Connection	00:00	00:00	00:00	-
Static	00:00	00:00	00:00	-
Circulating	00:00	00:00	00:00	-
Washing	00:00	00:00	00:00	-
Reaming	00:00	00:00	00:00	-
Unknown	00:00	00:00	00:00	-

Tripping State

	Tour 1	Tour 2	Total	%
POOH	00:00	00:00	00:00	-
RIH	00:00	00:00	00:00	-
Connection	00:00	00:00	00:00	-
Static	00:00	00:00	00:00	-
Circulating	00:00	00:00	00:00	-
Washing	00:00	00:00	00:00	-
Reaming	00:00	00:00	00:00	-
Unknown	00:00	00:00	00:00	-



Drilling Performance Daily Report

Apr 22, 2022



Operator: University of Utah

Rig: Frontier (Utah) 28

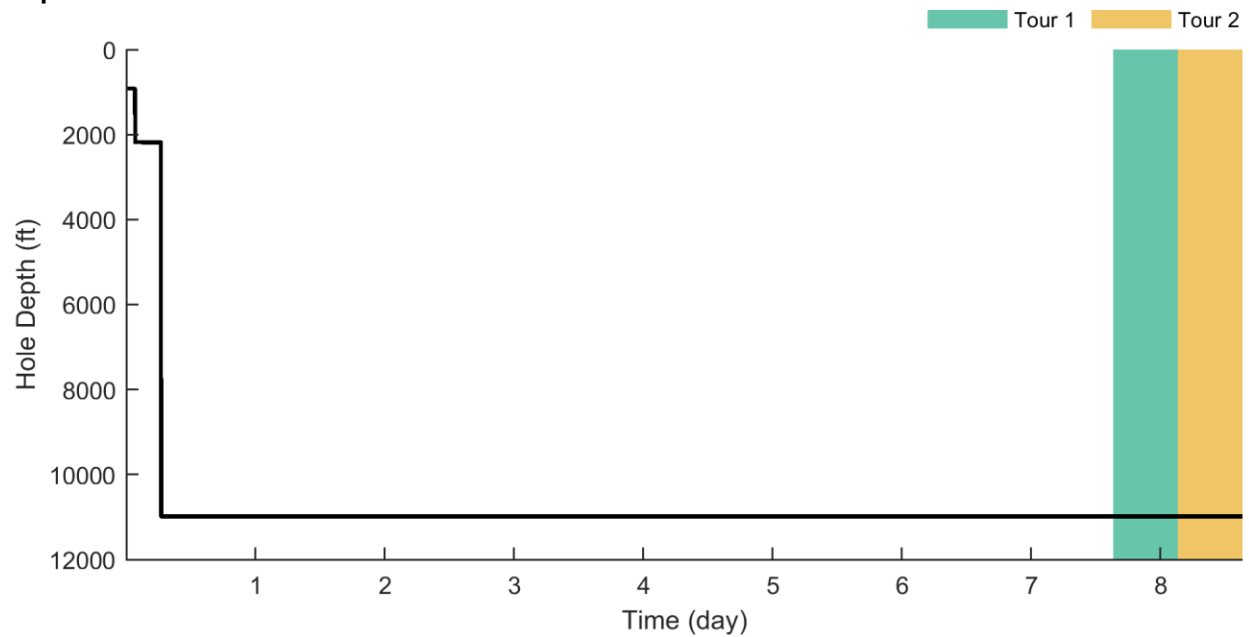
Well: 16A(78)-32 Well Stimulation

Spud Time: Apr 14, 2022 14:45

KPI Generator Version: 2022.02.24



Depth vs Time



Performance Metrics

		Tour 1	Tour 2	Total
Total Drill Length	(ft)	0.0	0.0	0.0
Rotary Drill Length	(ft)	0.0	0.0	0.0
Slide Drill Length	(ft)	0.0	0.0	0.0
Total Drill Time	(hr)	0.0	0.0	0.0
Rotary Drill Time	(hr)	0.0	0.0	0.0
Slide Drill Time	(hr)	0.0	0.0	0.0
On Bottom Time	(hr)	0.0	0.0	0.0
Off Bottom Time	(hr)	12.0	12.0	24.0
Average ROP	(ft/hr)	-	-	-
Rotary ROP	(ft/hr)	-	-	-
Slide ROP	(ft/hr)	-	-	-
Trip-In Time	(hr)	4.7	5.4	10.1
Trip-Out Time	(hr)	5.1	4.4	9.5
Trip-In Speed	(ft/hr)	2048.4	1803.6	1916.7
Trip-Out Speed	(ft/hr)	1633.0	1677.4	1653.7

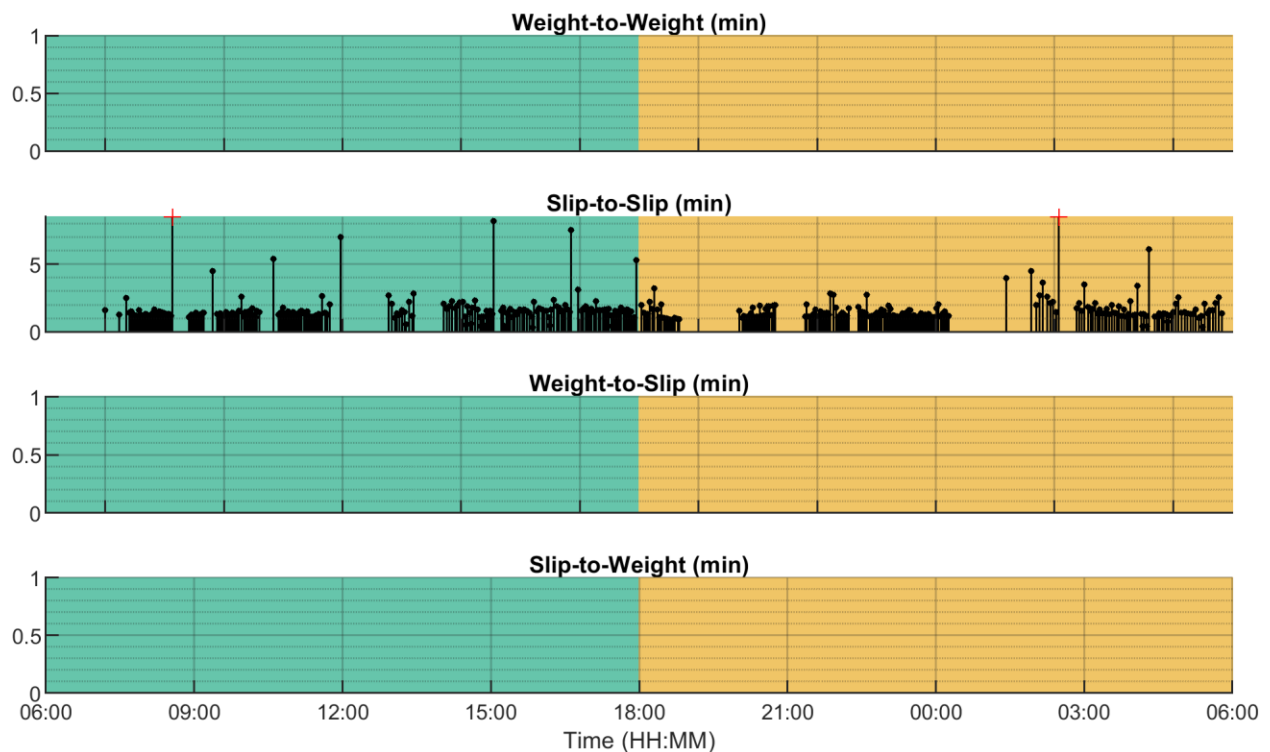
Drilling Connection Metrics

		Tour 1	Tour 2	Total/Average
Number of Connections		0	0	0
Mean Weight-to-Weight Time	(min)	-	-	-
Median Weight-to-Weight Time	(min)	-	-	-
Mean Slip-to-Slip Time	(min)	-	-	-
Median Slip-to-Slip Time	(min)	-	-	-
Mean Weight-to-Slip Time	(min)	-	-	-
Median Weight-to-Slip Time	(min)	-	-	-
Mean Slip-to-Weight Time	(min)	-	-	-
Median Slip-to-Weight Time	(min)	-	-	-

Tripping Connection Metrics

		Tour 1	Tour 2	Total/Average
Number of Connections		204	195	399
Mean Slip-to-Slip Time	(min)	1.7	1.6	1.6
Median Slip-to-Slip Time	(min)	1.4	1.3	1.4

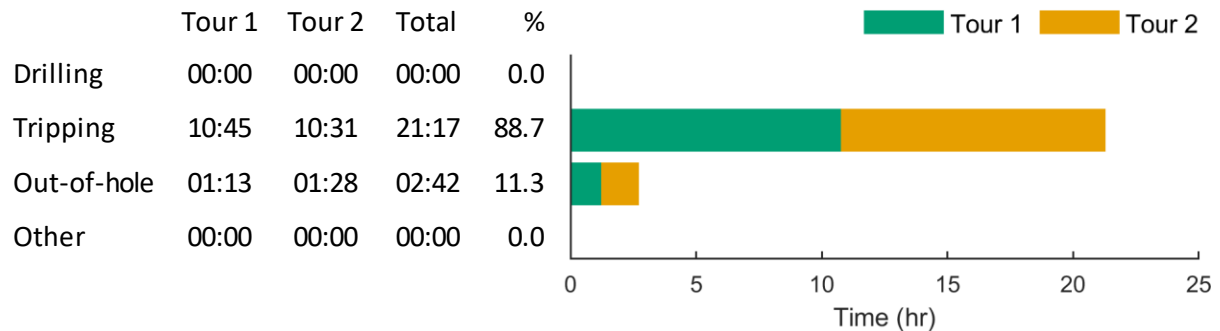
24 Hour Connection Plot



University of Utah - Frontier (Utah) 28
 16A(78)-32 Well Stimulation
 Apr 22, 2022 06:00 - Apr 23, 2022 06:00
 Hole Depth: 10987 ft - 10987 ft

pason

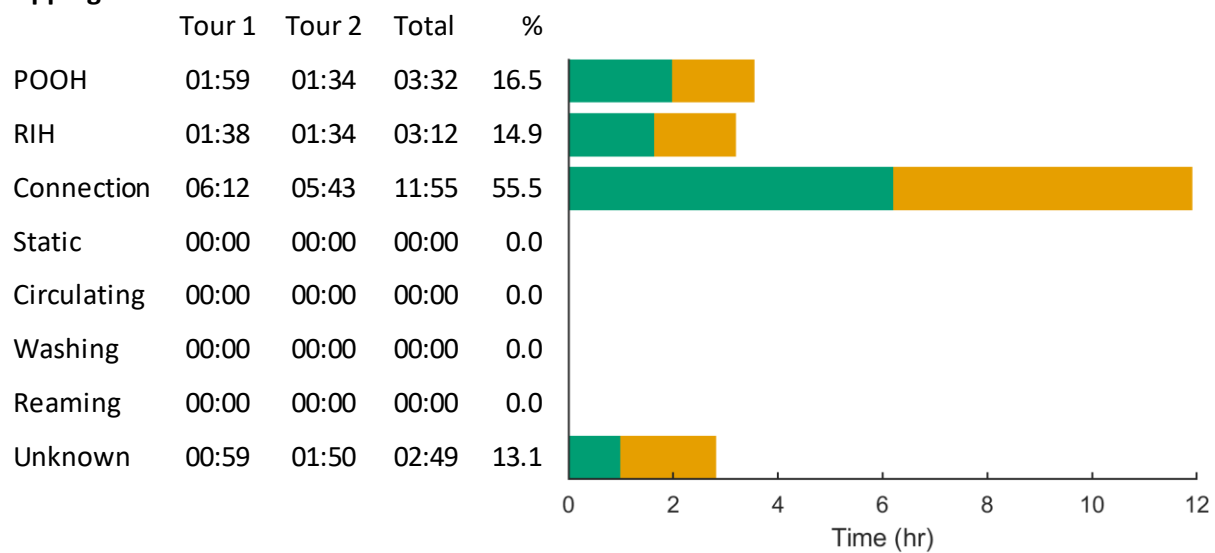
Rig State



Drilling State

	Tour 1	Tour 2	Total	%
Rotary	00:00	00:00	00:00	-
Sliding	00:00	00:00	00:00	-
Connection	00:00	00:00	00:00	-
Static	00:00	00:00	00:00	-
Circulating	00:00	00:00	00:00	-
Washing	00:00	00:00	00:00	-
Reaming	00:00	00:00	00:00	-
Unknown	00:00	00:00	00:00	-

Tripping State



Drilling Performance Daily Report

Apr 23, 2022



Operator: University of Utah

Rig: Frontier (Utah) 28

Well: 16A(78)-32 Well Stimulation

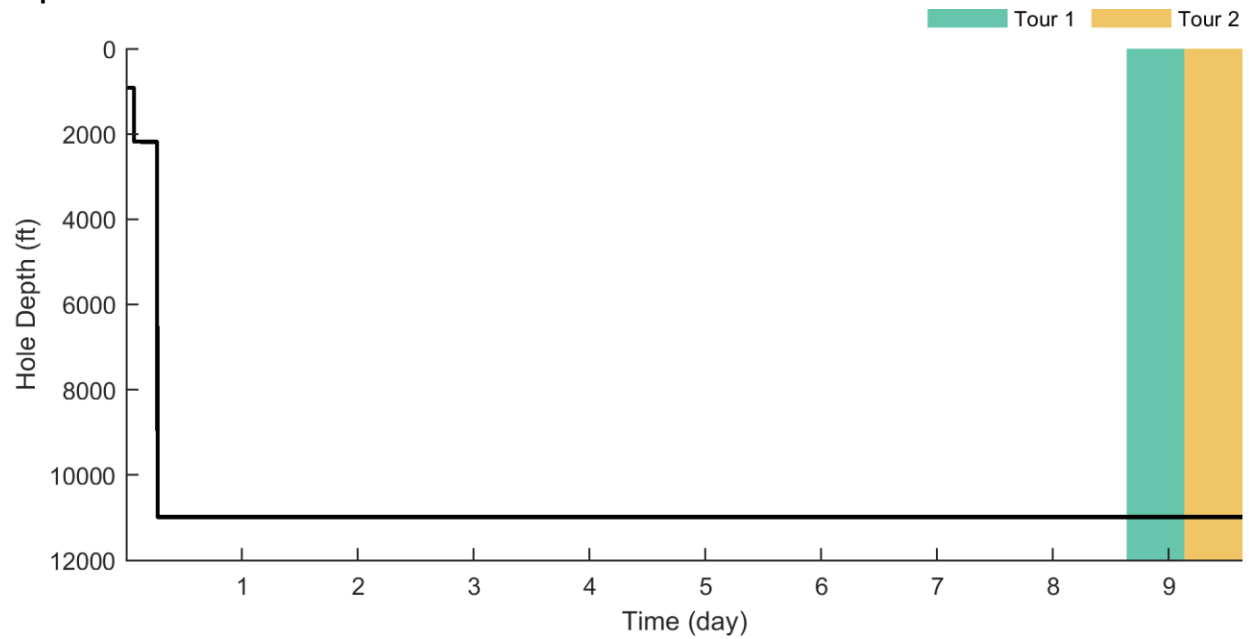
Spud Time: Apr 14, 2022 14:45

KPI Generator Version: 2022.02.24

University of Utah - Frontier (Utah) 28
 16A(78)-32 Well Stimulation
 Apr 23, 2022 06:00 - Apr 24, 2022 06:00
 Hole Depth: 10987 ft - 10987 ft



Depth vs Time



Performance Metrics

		Tour 1	Tour 2	Total
Total Drill Length	(ft)	0.0	0.0	0.0
Rotary Drill Length	(ft)	0.0	0.0	0.0
Slide Drill Length	(ft)	0.0	0.0	0.0
Total Drill Time	(hr)	0.0	0.0	0.0
Rotary Drill Time	(hr)	0.0	0.0	0.0
Slide Drill Time	(hr)	0.0	0.0	0.0
On Bottom Time	(hr)	0.0	0.0	0.0
Off Bottom Time	(hr)	12.0	12.0	24.0
Average ROP	(ft/hr)	-	-	-
Rotary ROP	(ft/hr)	-	-	-
Slide ROP	(ft/hr)	-	-	-
Trip-In Time	(hr)	1.8	2.8	4.6
Trip-Out Time	(hr)	7.0	6.1	13.1
Trip-In Speed	(ft/hr)	2401.6	1894.5	2092.2
Trip-Out Speed	(ft/hr)	1138.3	902.8	1028.2

University of Utah - Frontier (Utah) 28
 16A(78)-32 Well Stimulation
 Apr 23, 2022 06:00 - Apr 24, 2022 06:00
 Hole Depth: 10987 ft - 10987 ft



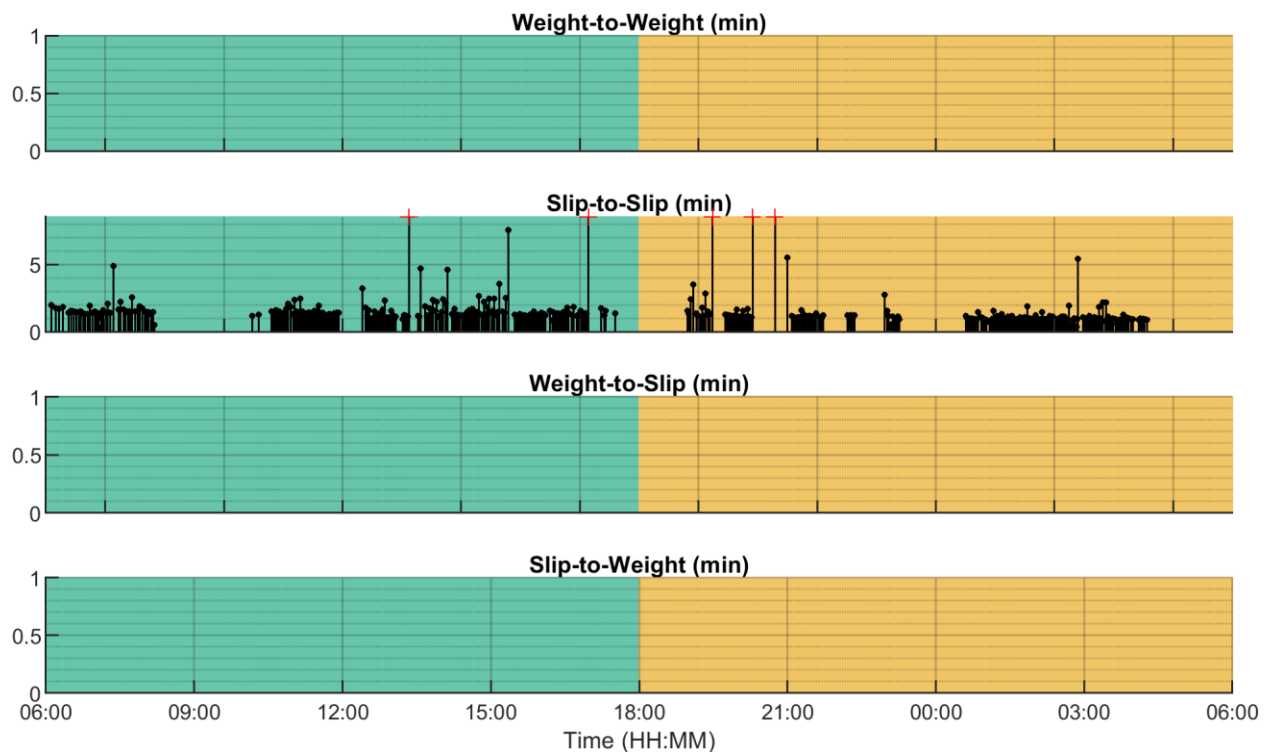
Drilling Connection Metrics

		Tour 1	Tour 2	Total/Average
Number of Connections		0	0	0
Mean Weight-to-Weight Time	(min)	-	-	-
Median Weight-to-Weight Time	(min)	-	-	-
Mean Slip-to-Slip Time	(min)	-	-	-
Median Slip-to-Slip Time	(min)	-	-	-
Mean Weight-to-Slip Time	(min)	-	-	-
Median Weight-to-Slip Time	(min)	-	-	-
Mean Slip-to-Weight Time	(min)	-	-	-
Median Slip-to-Weight Time	(min)	-	-	-

Tripping Connection Metrics

		Tour 1	Tour 2	Total/Average
Number of Connections		223	225	448
Mean Slip-to-Slip Time	(min)	1.6	1.3	1.5
Median Slip-to-Slip Time	(min)	1.4	1.0	1.2

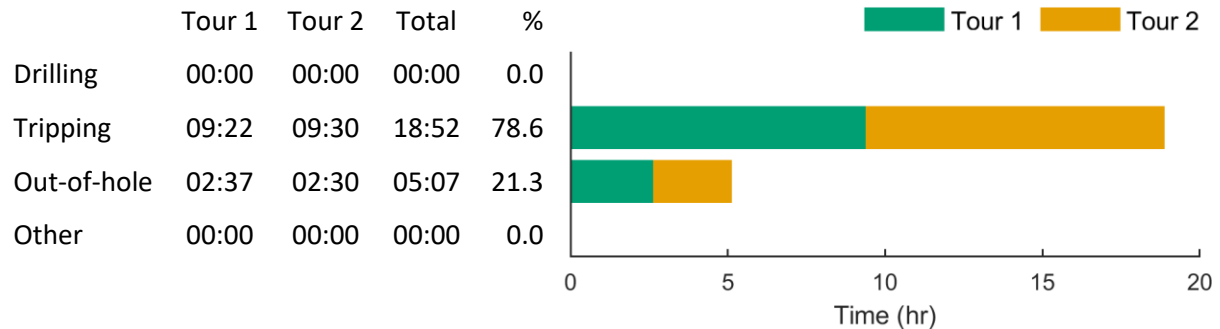
24 Hour Connection Plot



University of Utah - Frontier (Utah) 28
 16A(78)-32 Well Stimulation
 Apr 23, 2022 06:00 - Apr 24, 2022 06:00
 Hole Depth: 10987 ft - 10987 ft



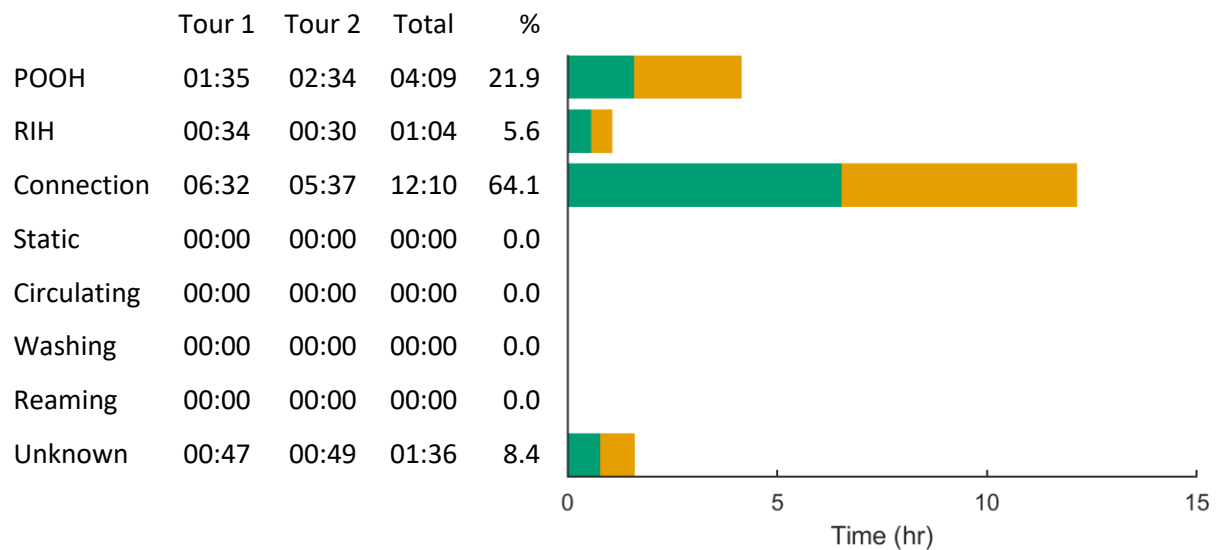
Rig State



Drilling State

	Tour 1	Tour 2	Total	%
Rotary	00:00	00:00	00:00	-
Sliding	00:00	00:00	00:00	-
Connection	00:00	00:00	00:00	-
Static	00:00	00:00	00:00	-
Circulating	00:00	00:00	00:00	-
Washing	00:00	00:00	00:00	-
Reaming	00:00	00:00	00:00	-
Unknown	00:00	00:00	00:00	-

Tripping State



Drilling Performance Daily Report

Apr 24, 2022



Operator: University of Utah

Rig: Frontier (Utah) 28

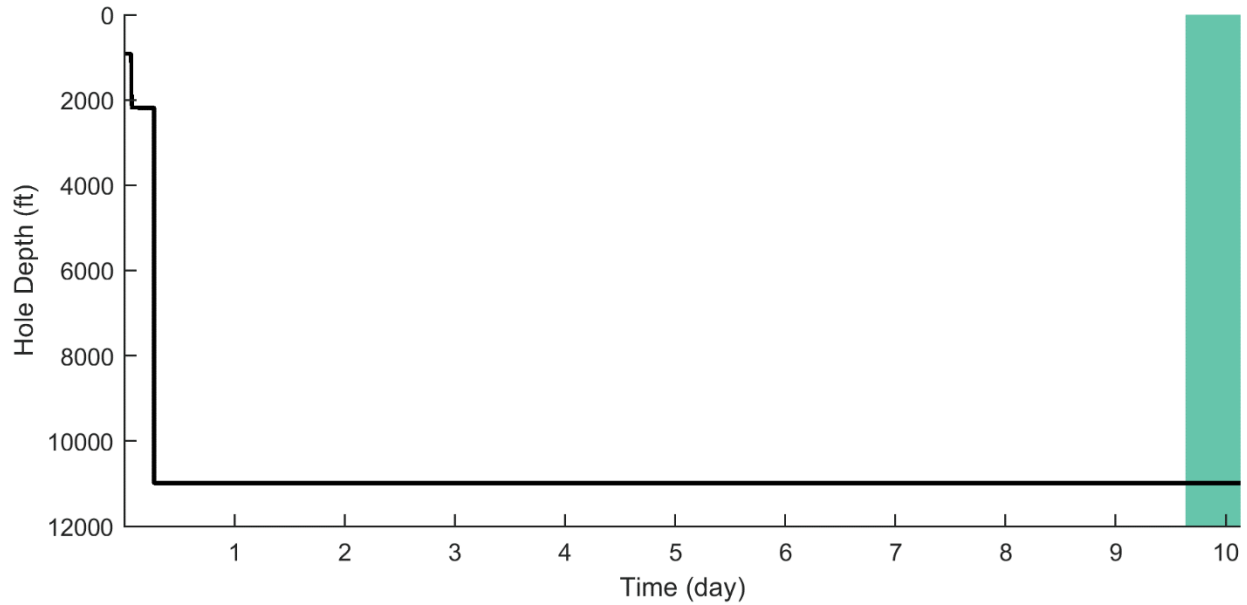
Well: 16A(78)-32 Well Stimulation

Spud Time: Apr 14, 2022 14:45

KPI Generator Version: 2022.02.24



Depth vs Time



Performance Metrics

		Tour 1	Tour 2	Total
Total Drill Length	(ft)	0.0	0.0	0.0
Rotary Drill Length	(ft)	0.0	0.0	0.0
Slide Drill Length	(ft)	0.0	0.0	0.0
Total Drill Time	(hr)	0.0	0.0	0.0
Rotary Drill Time	(hr)	0.0	0.0	0.0
Slide Drill Time	(hr)	0.0	0.0	0.0
On Bottom Time	(hr)	0.0	0.0	0.0
Off Bottom Time	(hr)	12.0	12.0	24.0
Average ROP	(ft/hr)	-	-	-
Rotary ROP	(ft/hr)	-	-	-
Slide ROP	(ft/hr)	-	-	-
Trip-In Time	(hr)	0.0	0.0	0.0
Trip-Out Time	(hr)	0.0	0.0	0.0
Trip-In Speed	(ft/hr)	-	-	-
Trip-Out Speed	(ft/hr)	-	-	-

University of Utah - Frontier (Utah) 28
16A(78)-32 Well Stimulation
Apr 24, 2022 06:00 - Apr 25, 2022 06:00
Hole Depth: 10987 ft - 10987 ft



Drilling Connection Metrics

		Tour 1	Tour 2	Total/Average
Number of Connections		0	0	0
Mean Weight-to-Weight Time	(min)	-	-	-
Median Weight-to-Weight Time	(min)	-	-	-
Mean Slip-to-Slip Time	(min)	-	-	-
Median Slip-to-Slip Time	(min)	-	-	-
Mean Weight-to-Slip Time	(min)	-	-	-
Median Weight-to-Slip Time	(min)	-	-	-
Mean Slip-to-Weight Time	(min)	-	-	-
Median Slip-to-Weight Time	(min)	-	-	-

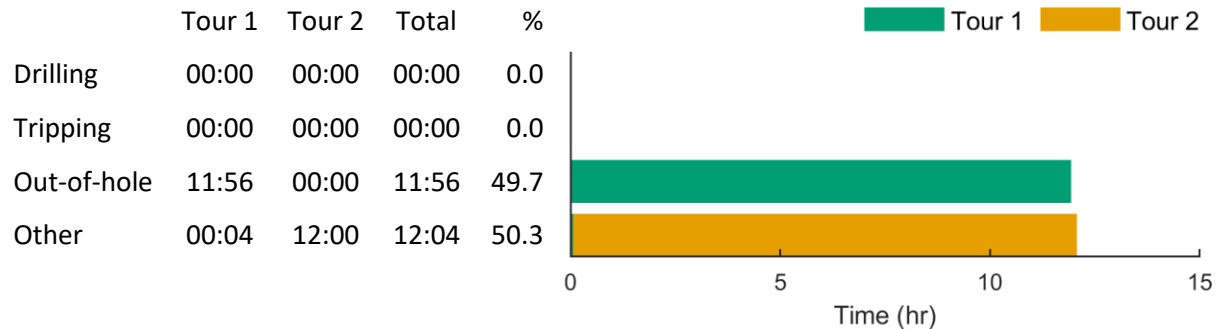
Tripping Connection Metrics

		Tour 1	Tour 2	Total/Average
Number of Connections		0	0	0
Mean Slip-to-Slip Time	(min)	-	-	-
Median Slip-to-Slip Time	(min)	-	-	-

University of Utah - Frontier (Utah) 28
 16A(78)-32 Well Stimulation
 Apr 24, 2022 06:00 - Apr 25, 2022 06:00
 Hole Depth: 10987 ft - 10987 ft



Rig State



Drilling State

	Tour 1	Tour 2	Total	%
Rotary	00:00	00:00	00:00	-
Sliding	00:00	00:00	00:00	-
Connection	00:00	00:00	00:00	-
Static	00:00	00:00	00:00	-
Circulating	00:00	00:00	00:00	-
Washing	00:00	00:00	00:00	-
Reaming	00:00	00:00	00:00	-
Unknown	00:00	00:00	00:00	-

Tripping State

	Tour 1	Tour 2	Total	%
POOH	00:00	00:00	00:00	-
RIH	00:00	00:00	00:00	-
Connection	00:00	00:00	00:00	-
Static	00:00	00:00	00:00	-
Circulating	00:00	00:00	00:00	-
Washing	00:00	00:00	00:00	-
Reaming	00:00	00:00	00:00	-
Unknown	00:00	00:00	00:00	-